

Atlas Copco In-the-hole tools

Product Catalog



General

This Catalog covers a comprehensive range of In-the-hole tools for Exploration and Geotechnical drilling from Atlas Copco. Schematic drawings of each model are displayed showing all parts in a complete drill string for Wireline as well as Conventional drilling. For products used in the industry but not presented in this catalog, please contact your local sales representative.

Atlas Copco Craelius, a division within the Atlas Copco Group, has been actively involved in the diamond drilling field since 1886, with manufacturing plants in Sweden, Canada, South Africa, China and Finland.

With more than 100 years of experience, the company is a leading supplier of advanced diamond drilling equipment to the mining, exploration, water well drilling, and construction industry worldwide.



Sweden



Canada



South Africa



China



Finland

NOTE: All dimensions and characteristics are to be taken as a guide only, they may be changed or modified without prior notice.

Drawings are not to scale.

© Copyright 2005 Atlas Copco Craelius AB.

Contents

Chapter

General	3	Conventional Double Tube Core Barrels T2	
1 GEOBOR Wire Line Core Barrels	5	46 T2.....	40
PG Double Tube Wireline System.....	6	56 T2.....	41
PG 3 Triple Tube Wireline System.....	7	66 T2.....	42
GEOBOR S Wireline System	8	76 T2.....	43
Reaming shells and Core bits, Craelius	9	86 T2.....	44
Data	10	101 T2.....	45
Spare parts kits	11	Reaming shells and Core bits, Craelius	46
.....		Data & Spare parts kits	47
2 Compatible Wire Line Core Barrels	13	Conventional Double Tube Core Barrels T6	
Pull Release Core Barrels		76 T6	48
BO/BTO.....	14	86 T6.....	49
NO/NTO.....	15	101 T6.....	50
HO/HTO	16	116 T6.....	51
PO/PTO	17	131 T6.....	52
NO3/NTO3	18	146 T6.....	53
HO3/HTO3	19	Reaming shells and Core bits, Craelius	54
PO3/PTO3	20	Data & Spare parts kits	55
AOTW.....	21	Conventional Single Tube Core Barrels	
BOTW.....	22	46 B, 56 B, 66 B	56
NO2"/NTO2"	23	76 B, 86 B, 101 B.....	57
BO-U/BTO-U	24	116 B, 131 B, 146 B.....	58
NO-U/NTO-U	25	Reaming shells and Core bits, Craelius	59
HO-U/HTO-U	26	Data	60
AOTW-U	27	4 Wire Line Drill Rods	61
BOTW-U	28	5 Conventional drill rods	62
Data	29	6 Casing	
Spare parts kits	30	Casing subs, Casing and Casing shoes	68
3 Conventional Double Tube Core Barrels TT 31		7 Subs	72
46 TT	32		
46 TTG	33		
48 TT	34		
56 TT	35		
56 TTG	36		
60 TT	37		
Reaming shells and Core bits, Craelius ...	38		
Data & Spare parts kits	39		

Benefits

The GEOBOR® / G-series wire line core drilling system has been specially developed for core drilling and undisturbed sampling in soft formations.

The GEOBOR® in S size is a "triple tube" core barrel with a plastic tube in the inner tube which considerably reduces friction between the core and the inner tube. This means that maximal core recovery is guaranteed. The plastic tube can also be used as a core container when provided with plugs at both ends and designed for flushing with water, mud or air.

The core barrel can easily be adapted for all ground and rock conditions with different types of core bits and conversion kits. Ancillary equipment such as Non-coring bits etc. are offered as options. With the available options, GEOBOR® core barrel is the most versatile in their field.

The G-series in P size is available as PG "double tube" or PG3 "triple tube".

The PG core barrel can easily be modified to PG3 or vice versa by replacing Core lifter, Core lifter case, Stop ring, Core bit and instalment of a split steel liner only PG3.

The core barrel is designed for flushing with water, mud or air and can easily be adapted for all ground and rock conditions with different types of core bits.

1

PG, PG3 GEOBOR S Wire Line Core Barrels

Double tube wire line system

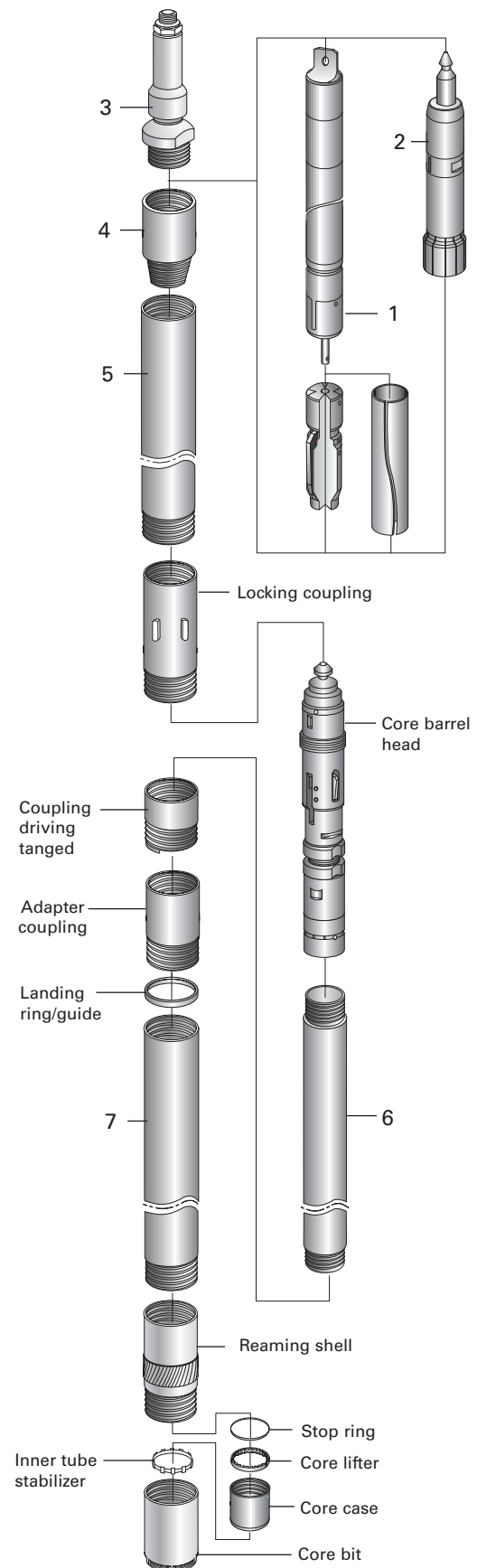
PG

PG Double tube wire line core drilling system specially developed for core drilling in soft to hard formations.

Core Barrels		
Item	Description	Part Number
	PG - Complete 1500 mm Connection box PG/PQ	3742 0023 50
	PG - Complete 3000 mm Connection box PG/PQ	3742 0023 51
	PG - Complete 1500 mm Complete inner tube assembly	3742 0022 86
	PG - Complete 3000 mm Complete inner tube assembly	3742 0022 87
Overshots		
1	Vertical overshoot complete	3742 0016 06
2	Dry hole lowering tool	3742 0016 10
Water swivels		
3	Water swivel 25/0 NWJ pin	8393 0815 82
4	Sub NWJ box to PG/PQ pin	8393 0824 72
Drill rods PG (PQ)		
5	PG - 500 mm drill rod	8393 0810 11
5	PG - 1500 mm drill rod	8393 0810 12
5	PG - 3000 mm drill rod	8393 0810 13
Consumables		
	Spare parts kit core barrel*	8393 0812 94
	Spare parts kit for overshoot assembly*	3742 0068 35
	Spare parts kit for dry hole lowering tool*	3742 0016 11
6	Inner tube, 1500 mm	3742 0011 03
6	Inner tube, 3000 mm	3742 0011 05
7	Outer tube, 1500 mm	3744 0010 14
7	Outer tube, 3000 mm	3744 0010 15
Core bits & Reaming shells, see page 23		
Accessories		
	Full grip wrench outer tube	3869 7093 00
	Full grip wrench inner tube	3869 7098 00
	Spares and accessories	6991 0892 01
	Drilling accessories	6991 0357 01

*) Kits, including descriptions, see page 25

Q is a registered trade mark of Boart Longyear International Holdings



Triple tube wire line system

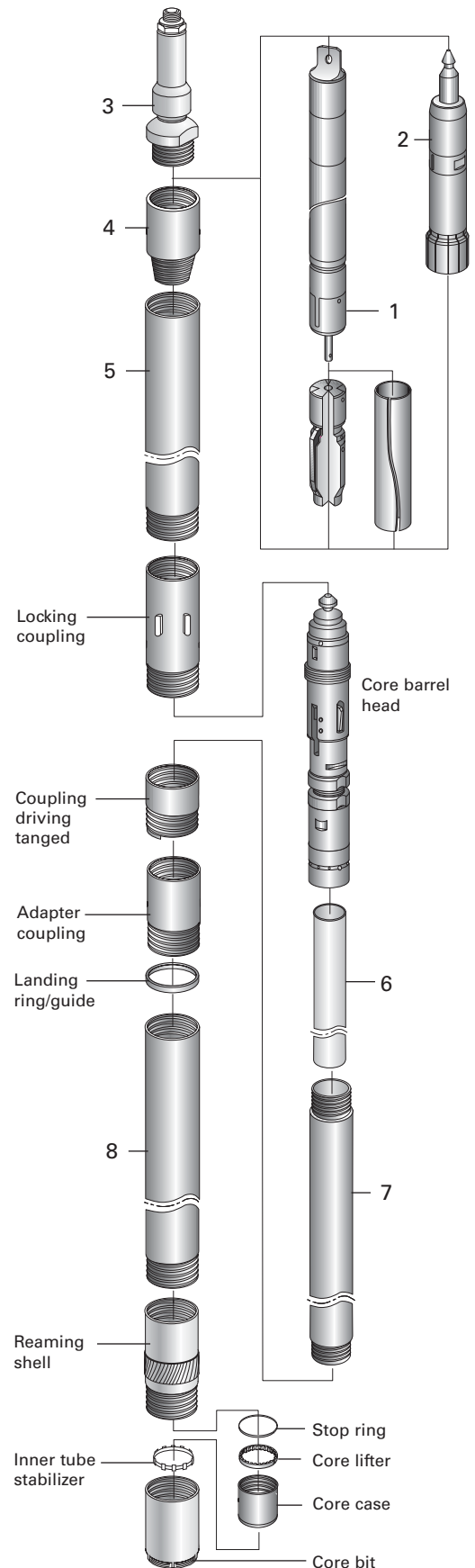
PG3

PG3 Triple tube wire line core drilling system specially developed for core drilling in undisturbed sampling in soft formations.

Core Barrels		
Item	Description	Part Number
	PG3 - Complete 1500 mm Connection box PG/PQ	8392 0642 00
	PG3 - Complete 3000 mm Connection box PG/PQ	8392 0642 10
	PG3 - Complete 1500 mm Complete inner tube assembly	3742 0066 89
	PG3 - Complete 3000 mm Complete inner tube assembly	3742 0066 90
Overshots		
1	Vertical overshoot complete	3742 0016 06
2	Dry hole lowering tool	3742 0016 10
Water swivels		
3	Water swivel 25/0 NWJ pin	8393 0815 82
4	Sub NWJ box to PG/PQ pin	8393 0824 72
Drill rods PG (PQ)		
5	PG - 500 mm drill rod	8393 0810 11
5	PG - 1500 mm drill rod	8393 0810 12
5	PG - 3000 mm drill rod	8393 0810 13
Consumables		
	Spare parts kit core barrel*	3742 0068 34
	Spare parts kit for overshoot assembly*	3742 0068 35
	Spare parts kit for dry hole lowering tool*	3742 0016 11
6	Plastic tube, 1500 mm	3742 0017 94
6	Plastic tube, 3000 mm	3742 0017 95
7	Inner tube, 1500 mm	3742 0011 03
7	Inner tube, 3000 mm	3742 0011 05
8	Outer tube, 1500 mm	3744 0010 14
8	Outer tube, 3000 mm	3744 0010 15
Core bits & Reaming shells, see page 23		
Accessories		
	Full grip wrench outer tube	3869 7093 00
	Full grip wrench inner tube	3869 7098 00
	Spares and accessories	6991 0892 01
	Drilling accessories	6991 0357 01

*) Kits, including descriptions, see page 11

Q is a registered trade mark of Boart Longyear International Holdings



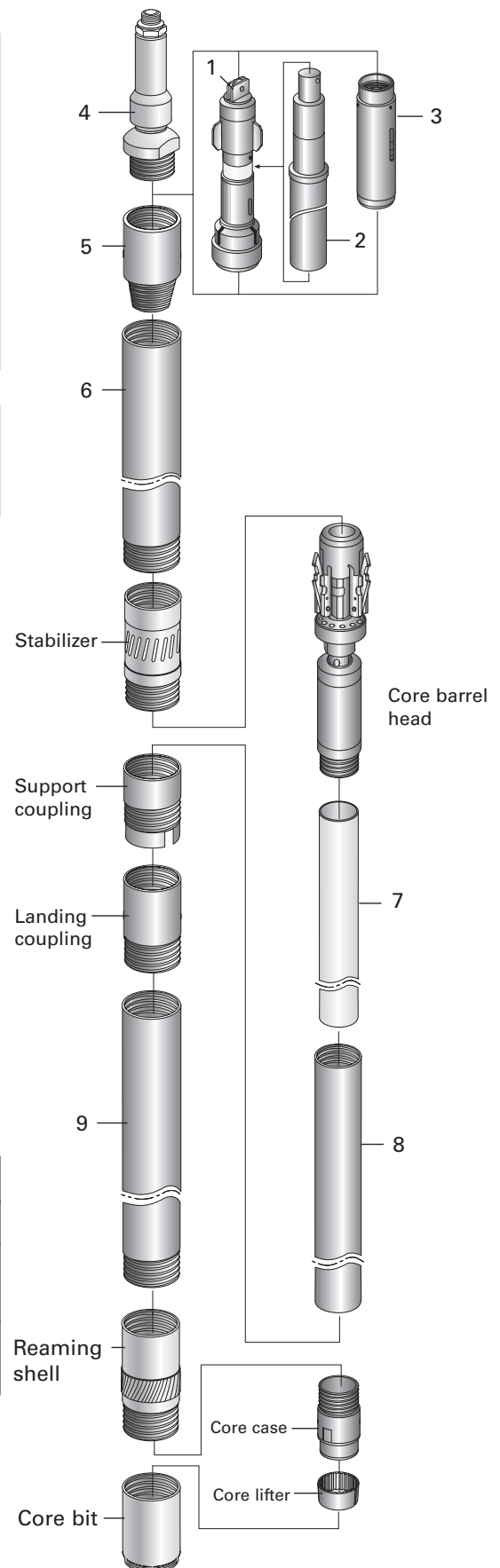
GEOBOR S

GEOBOR® wire line core drilling system specially developed for core drilling in undisturbed sampling in soft formations.

Core Barrels		
Item	Description	Part Number
	GEOBOR - Complete 1500 mm Connection box SG	8392 0626 00
	GEOBOR - Complete 3000 mm Connection box SG	8392 0626 10
	GEOBOR - Complete 1500 mm Complete inner tube assembly	3702 1214 80
	GEOBOR - Complete 3000 mm Complete inner tube assembly	3702 1243 80
Overshots		
1	Vertical overshoot complete	3702 1249 80
2	Overload protection, for overshoot compl.	3702 1250 80
3	Dry hole lowering tool	3702 1220 80
Water swivels		
4	Water swivel 25/0 NWJ pin	8393 0815 82
5	Sub NWJ box to SG pin	8393 0820 52
Drill rods NK (NO, NQ)		
6	SG - 500 mm drill rod	8393 0528 00
6	SG - 1500 mm drill rod	8393 0528 20
6	SG - 3000 mm drill rod	8393 0528 30
Consumables		
	Spare parts kit core barrel*	3702 1271 90
	Spare parts kit overshoot*	3702 1249 90
	Spare parts kit dry hole lowering tool*	3702 1224 90
7	Plastic tube liner, 1500 mm	3867 2837 00
7	Plastic tube liner, 3000 mm	3702 1299 00
8	Inner tube, 1500 mm	3867 2824 00
8	Inner tube, 3000 mm	3702 1243 00
9	Outer tube, 1500 mm	3867 2872 00
9	Outer tube, 3000 mm	3702 1242 00
Core bits & Reaming shells, see page 23		
Accessories		
	Full grip wrench outer tube	3869 7095 00
	Full grip wrench inner tube	3769 7093 00
	Spares and accessories	6991 0894 01
	Drilling accessories	6991 0357 01

*) Kits, including descriptions, see page 11

Q is a registered trade mark of Boart Longyear International Holdings



Reaming shells CRAELIUS				Core bits CRAELIUS			
	Rock group	Design	Part Number	Rock group	Bit	Water design	Part Number ways
PG 3	1-10	Diam. surface set	8370 1750 96	8-9	SC8-9/3	10 CF	3702 6617 00
				6-8	KX/3	10 FD	3702 6874 00
				4-5	SC4-5/3	10 FD	3702 6946 08
				2-3	DMY 20/25	FD	3702 6100 00
PG	1-10	Diam. surface set	8370 1750 96	10	SC10/3	14 ECF	3702 6475 00
				8-9	SC8-9/3	14 ECF	3702 6615 00
				2-4	DMY 20/25	CF	8370 2020 10
				1-4	Corborit	CF	8372 0932 00
GEOBOR S	1-10	Diam. surface set	3702 5922 00	8-9	KS (S++)/3	12 FD	8370 2300 38
				6-8	KX/2	12 FD	8370 2300 12
				4-5	SC4-5/2	10 FD	3740 4007 61
				1-4	TRX Saw	FD	3702 5066 00
				2-4	TRX 84	FD	3702 5085 00
				2-3	DMY 20/25	FD	3702 1901 67
Additional information of Craelius Diamond Products in Catalog							6991 0352 01

The Craelius Core bits and reaming shells design is in accordance with DCDMA standards.
Casing, see page 68. Subs, see page 72

Metric System - Nominal Measures (mm / kg)

Size	PG	PG3	GEOBOR S
Hole diameter, mm	122.2	122.2	146
Core diameter, mm	83	83	102
Total length core barrel 1500 mm	2775	2775	2440
Total length core barrel 3000 mm	4275	4275	3940
Standard connection box	PG (PQ)	PG (PQ)	SG
Weight core barrel 1500 mm (kg)	94.0	94.0	101.0
Weight core barrel 3000 mm (kg)	134.0	134.0	136.0

Imperial System - Nominal Measures (in / lbs)

Size	PG	PG3	GEOBOR S
Hole diameter, in	4.81	4.81	5.75
Core diameter, in	3.26	3.26	4.01
Total length core barrel 1500 mm (4.92 ft), ft	9.1	9.1	8.0
Total length core barrel 3000 mm (9.84 ft), ft	14.0	14.0	12.92
Standard connection box	PG (PQ)	PG (PQ)	SG
Weight core barrel 1500 mm (4.92 ft), lbs	207.2	207.2	222.67
Weight core barrel 3000 mm (9.84 ft), lbs	295.4	295.4	299.83

Q is a registered trade mark of Boart Longyear International Holdings

Spare Parts Kits

PG, PG3 and GEOBOR S

Core barrel spare parts kit covers more parts than the consumable kit. The consumable parts in the spare parts kit are estimated to cover 500 meters of drilling. So additional consumable parts needs to be ordered e.g. Core lifter, Core lifter case etc. Minimum one set of spare parts kit is recommended to be ordered with one core barrel but will depend on the drilling program and location of the drill site.

Core barrel	PG	PG3	GEOBOR S
Description	Qty.	Qty.	Qty.
Latch	2	2	3
Latch spring	1	1	3
Spring pin	3	20	3
Spring pin	3	20	3
Spring pin	3	20	3
Spring pin	-	20	-
O-ring	20	20	2
O-ring	20	20	-
O-ring	20	20	-
Thrust ball bearing	1	1	-
Ball bearing	1	1	1
Ball bearing	-	-	1
Ball bearing	-	-	1
Ball bearing	-	-	1
Shut-off valve	6	6	-
Lock nut	-	-	1
Lubricating nipple	-	-	1
Seal ring	-	-	1
Washer	1	1	-
Circlip	2	2	-
Inner tube stabilizer	2	2	-
Core lifter	5	5	5
Core lifter case	2	2	2

Overshot	PG	PG3	GEOBOR S
Description	Qty.	Qty.	Qty.
Thrust ball bearing	1	1	-
Ball bearing	-	-	1
Spring pin	20	20	1
Spring pin	20	20	1
Spring pin	20	20	-
Safety spring	20	20	-
Latch spring	2	2	-
Nut	1	1	-
Lifting dog	2	2	-

Dry hole lowering tool	PG	PG3	GEOBOR S
Description	Qty.	Qty.	Qty.
O-ring	-	-	3

Inshot	PG	PG3	GEOBOR S
Description	Qty.	Qty.	Qty.
Spring gripper	1	1	-

Compatible Pull Release Core Barrels

O' Series pull release wireline core barrel systems are representative of industry standards.

Available in all common sizes from A to P.

Available in Thin Wall configurations for A, B and N2.

Available in Double Tube and Triple Tube configurations.

Available in Surface and Underground configurations.

O' series head assemblies feature a 3 pc latch body with replaceable landing shoulder.

Surface configurations incorporate the 'Flex-O' series head assemblies for use with standard overshots.

Flex-O' series head assemblies feature a pivoting spearpoint c/w the 3 pc latch body with replaceable landing shoulder.

O' series core barrels can be configured for use with a choice of locking coupling to suit the drill rod in use.

O' series core barrel systems, tools and accessories are compatible and interchangeable with most other wireline systems.

2

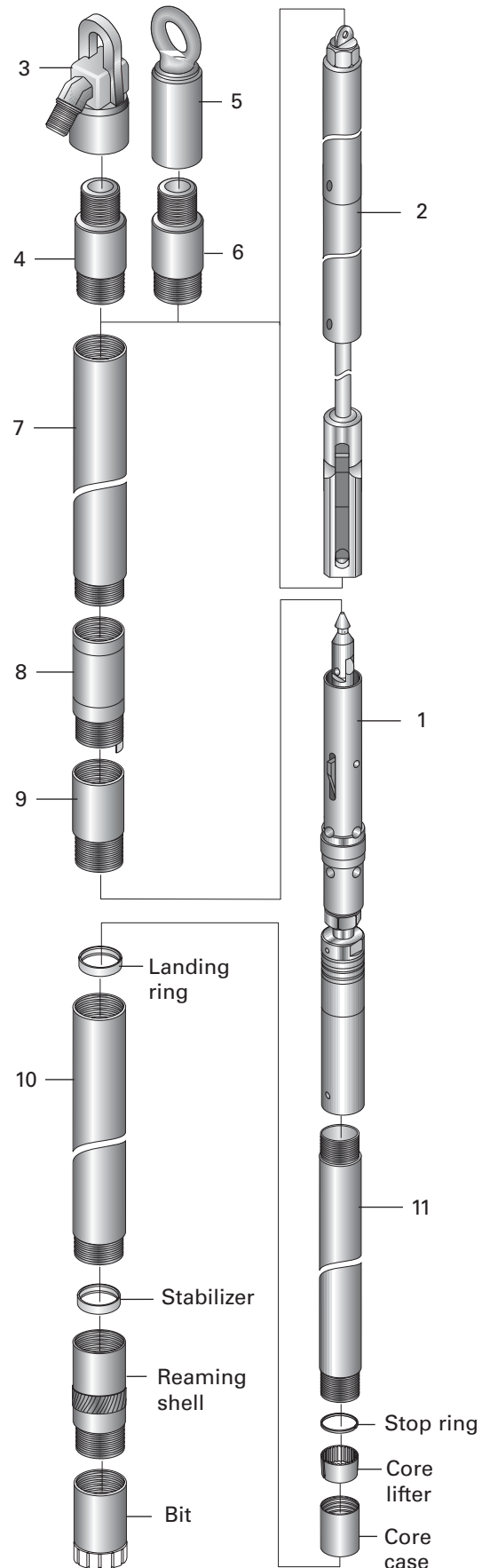
Compatible Core Barrels

Pull Release Wireline Core Barrel

BO/BTO

Flexo Double Tube Core Barrel for all formations
Surface Flexo

Core Barrels			
Item	Description	Part Number	
		O'Rod	T'Rod
	Drill rod connection		
	BO-1.5 m / 5 ft, core barrel assembly complete	3760 0060 01	3760 0060 02
	BO-3.0 m / 10 ft, core barrel assembly complete	3760 0060 03	3760 0060 04
	BO-1.5 m / 5 ft inner tube assembly complete	3760 0060 05	
	BO-3.0 m / 10 ft inner tube assembly complete	3760 0060 06	
1	BO-Head assembly complete	3760 0060 07	
Overshot			
2	Overshot assembly compl.	3760 0048 44	
Water Swivel			
3	5000 TC Water swivel ass. AW Rod Box	3760 0036 27	
4	Drill rod adapter sub AW rod pin to BO rod pin	3760 0060 08	
4	Drill rod adapter sub AW rod pin to BT rod pin		3760 0060 09
Hoisting Plug			
5	NW HD Hoist plug assembly NW Rod Box	3760 0060 10	
6	Drill rod adapter sub NW rod pin to BO rod pin	3760 0041 89	
6	Drill rod adapter sub NW rod pin to BT rod pin		3760 0060 11
Drill Rods			
7	1.5 m drill rod	3760 0012 50	3760 0012 24
7	3.0 m drill rod	3760 0012 51	3760 0012 25
7	5 ft drill rod	3760 0012 48	3760 0012 21
7	10 ft drill rod	3760 0012 49	3760 0012 22
Consumables/Accessories			
8	Locking coupling	3760 0060 12	3760 0060 13
9	Adapter coupling	3760 0060 14	
10	BO 1.5 m / 5 ft outer tube	3760 0048 31	
10	BO 3.0 m / 10 ft outer tube	3760 0048 32	
11	BO 1.5 m / 5 ft inner tube	3760 0048 30	
11	BO 3.0 m / 10 ft inner tube	3760 0048 29	
	Core barrel spares kit 1000 m (3000 ft) drilling	3760 0060 15	
	Overshot spares kit 1000 m (3000 ft) drilling	3760 0060 16	
	Full grip inner tube wrench (2 req)	3760 0060 17	
	Full grip outer tube wrench (2 req)	3760 0060 18	
Spare parts kits, see page 30			



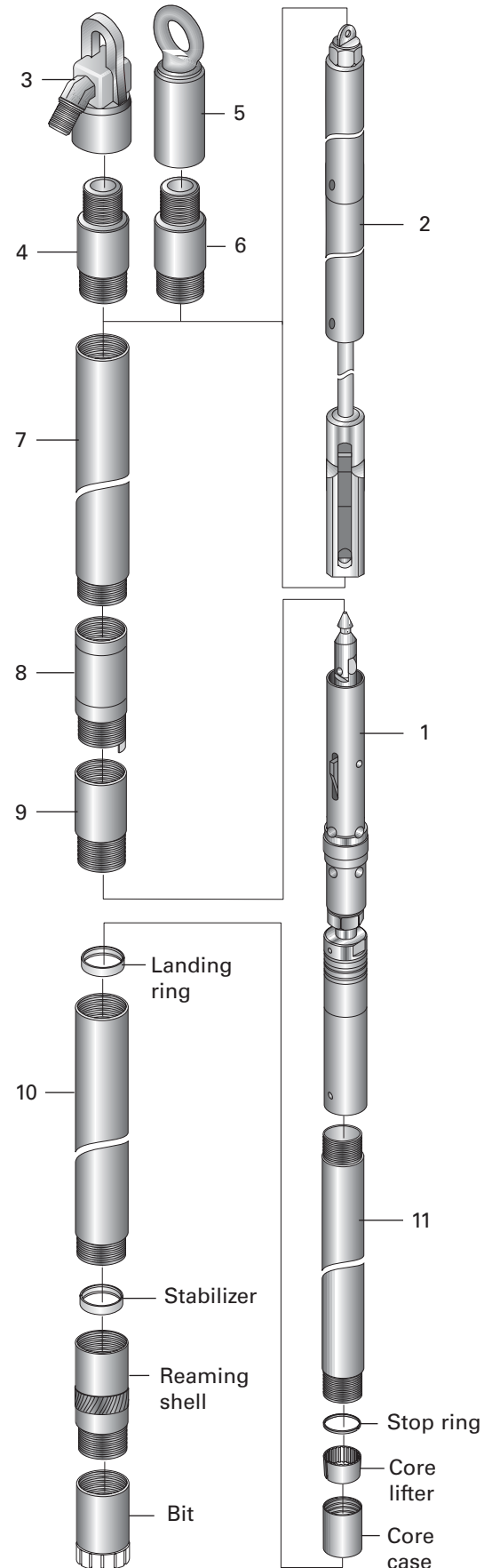
See spare parts list for assembly details

Pull Release Wireline Core Barrel

NO/NTO

Flexo Double Tube Core Barrel for all formations
Surface Flexo

Core Barrels			
Item	Description	Part Number	
		O'Rod	T'Rod
	Drill rod connection		
	NO-1.5 m / 5 ft, core barrel assembly complete	3760 0051 52	3760 0060 19
	NO-3.0 m / 10 ft, core barrel assembly complete	3760 0051 53	3760 0060 20
	NO-1.5 m / 5 ft, inner tube assembly complete	3760 0053 01	
	NO-3.0 m / 10 ft, inner tube assembly complete	3760 0060 21	
1	NO-Head assembly complete	3760 0051 60	
Overshot			
2	NO Overshot assembly compl.	3760 0048 46	
Water Swivel			
3	25000 TC Water swivel ass. BW rod box	3760 0003 76	
4	Drill rod adapter sub BW rod pin to NO rod pin	3760 0060 22	
4	Drill rod adapter sub BW rod pin to NT rod pin		3760 0060 23
Hoisting Plug			
5	NW HD Hoist plug assembly NW rod Box	3760 0060 10	
6	Drill rod adapter sub NW rod pin to NO rod pin	3760 0060 24	
6	Drill rod adapter sub NW rod pin to NT rod pin		3760 0060 25
Drill Rods			
7	1.5 m drill rod	3760 0012 54	3760 0012 30
7	3.0 m drill rod	3760 0012 55	3760 0012 31
7	5 ft drill rod	3760 0012 52	3760 0012 27
7	10 ft drill rod	3760 0012 53	3760 0012 28
Consumables/Accessories			
8	Locking coupling	3760 0060 26	3760 0060 27
9	Adapter coupling	3760 0060 28	
10	1.5 m / 5 ft outer tube	3760 0048 37	
10	3.0 m / 10 ft outer tube	3760 0048 39	
11	1.5 m / 5 ft inner tube	3760 0048 35	
11	3.0 m / 10 ft inner tube	3760 0048 36	
	Core barrel spares kit 1000 m (3000 ft) drilling	3760 0060 29	
	Overshot spares kit 1000 m (3000 ft) drilling	3760 0060 30	
	Full grip Inner tube wrench (2 req)	3760 0060 31	
	Full grip outer tube wrench (2 req)	3760 0060 32	
Spare parts kits, see page 44			



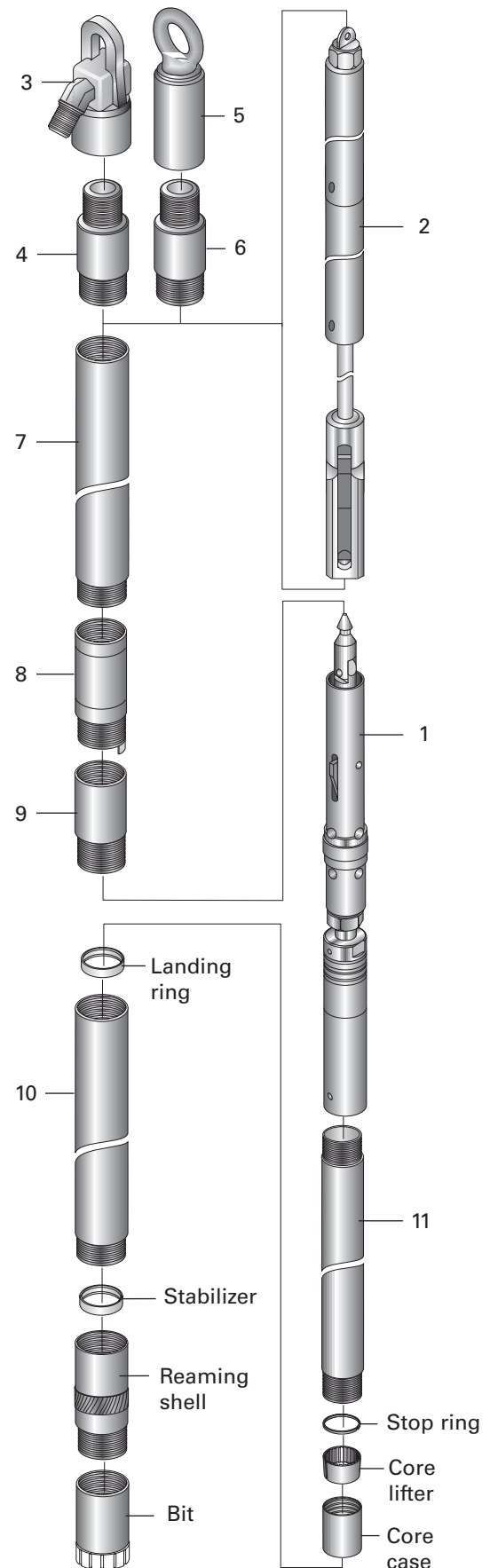
See Spare parts list for assembly details

Pull Release Wireline Core Barrel

HO/HTO

Flexo Double Tube Core Barrel for all formations
Surface Flexo

Core Barrels			
Item	Description	Part Number	
		O'Rod	T'Rod
	Drill rod connection		
	HO-1.5 m / 5 ft, core barrel assembly complete	3760 0060 33	3760 0060 34
	HO-3.0 m / 10 ft, core barrel assembly complete	3760 0060 35	3760 0060 36
	HO-1.5 m / 5 ft, inner tube assembly complete	3760 0060 37	
	HO-3.0 m / 10 ft, inner tube tube assembly complete	3760 0060 38	
1	HO-Head assembly complete	3760 0051 81	
Overshot			
2	HO Overshot assembly compl.	3760 0048 48	
Water Swivel			
3	25000 TC Water swivel ass. BW rod box	3760 0003 76	
4	Drill rod adapter sub BW rod pin to HO rod pin	3760 0060 39	
4	Drill rod adapter sub BW rod pin to HT rod pin		3760 0060 40
Hoisting Plug			
5	NW HD Hoist plug assembly NW rod box	3760 0060 10	
6	Drill rod adapter sub NW rod pin to HO rod pin	3760 0060 41	
6	Drill rod adapter sub NW rod pin to HT rod pin		3760 0060 42
Drill Rods			
7	1.5 m drill rod	3760 0012 58	3760 0012 36
7	3.0 m drill rod	3760 0012 59	3760 0012 37
7	5 ft drill rod	3760 0012 56	3760 0012 33
7	10 ft drill rod	3760 0012 57	3760 0012 34
Consumables/Accessories			
8	Locking coupling	3760 0060 43	3760 0060 44
9	Adapter coupling	3760 0060 45	
10	1.5 m / 5 ft outer tube	3760 0060 46	
10	3.0 m / 10 ft outer tube	3760 0060 47	
11	1.5 m / 5 ft inner tube	3760 0060 48	
11	3.0 m / 10 ft inner tube	3760 0060 49	
	Core Barrel spares kit 1000 m (3000 ft) drilling	3760 0060 50	
	Overshot spares kit 1000 m (3000 ft) drilling	3760 0060 51	
	Full grip inner tube wrench (2 req)	3760 0060 52	
	Full grip outer tube wrench (2 req)	3760 0060 53	
Spare parts kits, see page 30			



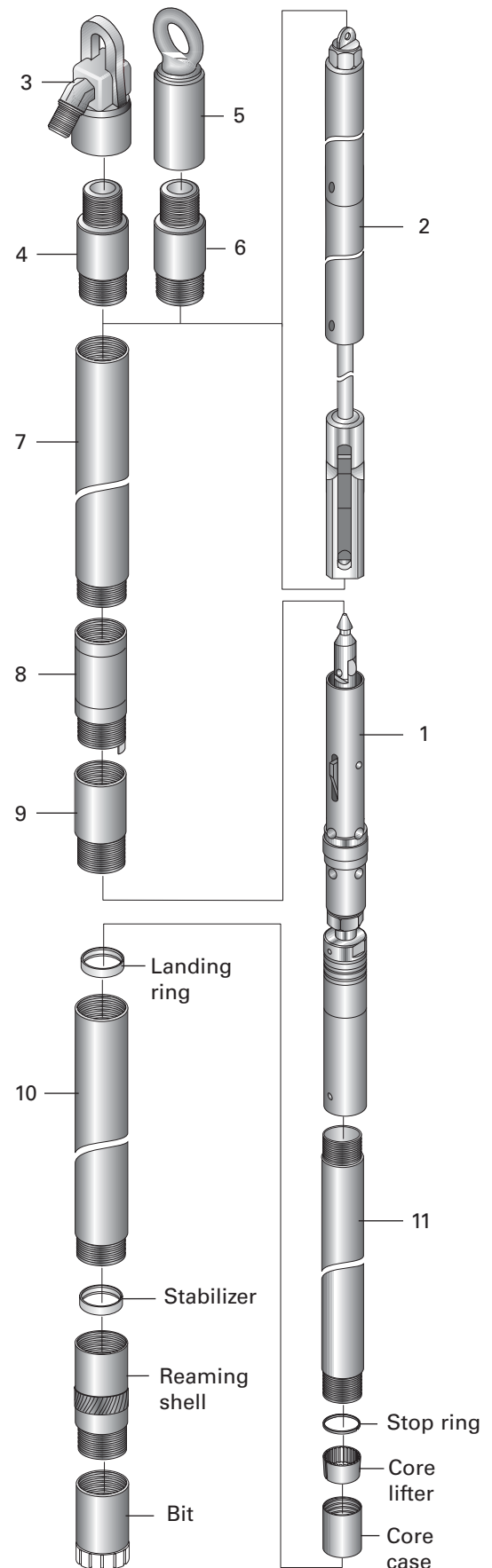
See spare parts list for assembly details

Pull Release Wireline Core Barrel

PO/PTO

Flexo Double Tube Core Barrel for all formations
Surface Flexo

Core Barrels			
Item	Description	Part Number	
		O'Rod	T'Rod
	Drill rod connection		
	PO-1.5 m / 5 ft, core barrel assembly complete	3760 0048 70	3760 0048 72
	PO-3.0 m / 10 ft, core barrel assembly complete	3760 0048 71	3760 0048 73
	PO-1.5 m / 5 ft, inner tube assembly complete	3760 0048 74	
	PO-3.0 m / 10 ft, inner tube tube assembly complete	3760 0048 75	
1	PO-Head assembly complete	3760 0048 76	
Overshot			
2	PO Overshot assembly compl.	3760 0060 54	
Water Swivel			
3	25000 TC Water swivel ass. BW rod box	3760 0003 76	
4	Drill rod adapter sub BW rod pin to PO rod pin	To be advised	
4	Drill rod adapter sub BW rod pin to PT rod pin		3760 0060 55
Hoisting Plug			
5	NW HD Hoist plug assembly NW rod box	3760 0060 10	
6	Drill rod adapter sub NW rod pin to PO rod pin	To be advised	
6	Drill rod adapter sub NW rod pin to PT rod pin		3760 0060 56
Drill Rods			
7	1.5 m drill rod	8393 0810 12	3760 0012 39
7	3.0 m drill rod	8393 0810 13	3760 0012 40
7	5 ft drill rod		3760 0060 57
7	10 ft drill rod		3760 0060 58
Consumables/Accessories			
8	Locking coupling	3760 0060 59	3760 0060 60
9	Adapter coupling	3760 0060 61	
10	1.5 m / 5 ft outer tube	3760 0060 62	
10	3.0 m / 10 ft outer tube	3760 0060 63	
11	1.5 m / 5 ft inner tube	3760 0060 64	
11	3.0 m / 10 ft inner tube	3760 0060 65	
	Core barrel spares kit 1000 m (3000 ft) drilling	3760 0060 66	
	Overshot spares kit 1000 m (3000 ft) drilling	3760 0060 67	
	Full grip inner tube wrench (2 req)	3760 0060 68	
	Full grip outer tube wrench (2 req)	3760 0060 69	
Spare parts kits, see page 30			



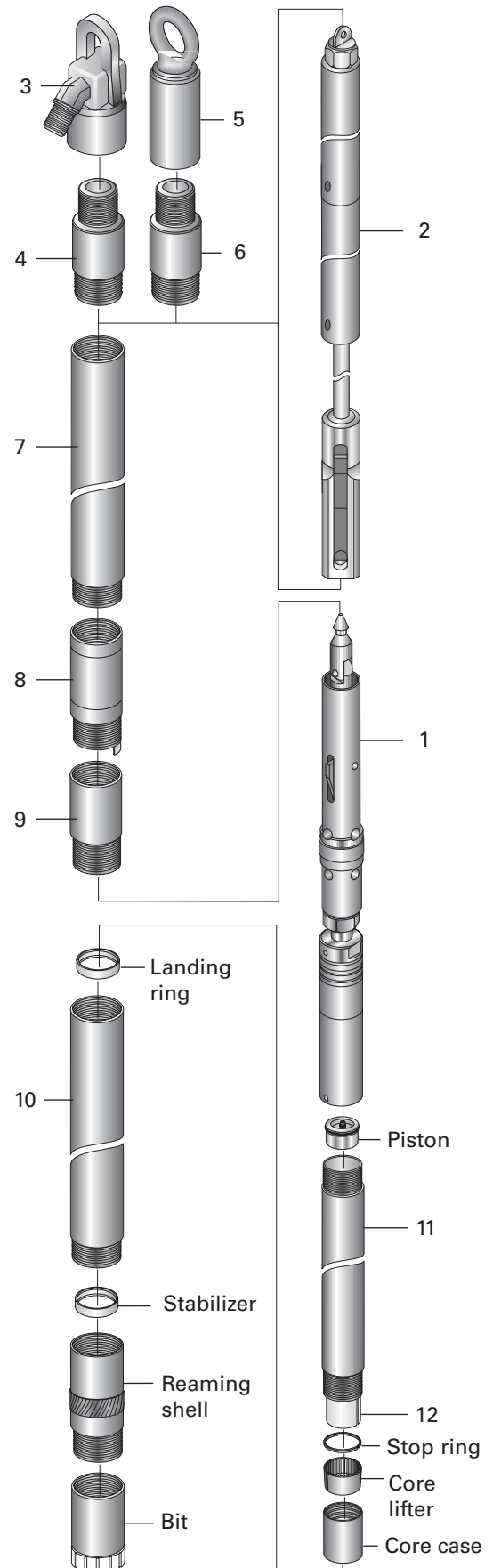
See spare parts list for assembly details

Pull Release Wireline Core Barrel

NO3/NT03

Flexo Triple Tube Core Barrel for all formations
Surface Flexo

Core Barrels			
Item	Description	Part Number	
		O'Rod	T'Rod
	<i>Drill rod connection</i>		
	NO3-1.5 m / 5 ft, core barrel assembly complete	3760 0060 70	3760 0060 71
	NO3-3.0 m / 10 ft, core barrel assembly complete	3760 0060 72	3760 0060 73
	NO3-1.5 m / 5 ft, inner tube assembly complete	3760 0060 74	
	NO3-3.0 m / 10 ft, inner tube assembly complete	3760 0060 75	
1	NO-Head assembly complete	3760 0051 60	
Overshot			
2	NO Overshot assembly compl.	3760 0048 46	
Water Swivel			
3	25000TC Water swivel ass. BW rod box	3760 0003 76	
4	Drill rod adapter sub BW rod pin to NO rod pin	3760 0060 22	
4	Drill rod adapter sub BW rod pin to NT rod pin		3760 0060 23
Hoisting Plug			
5	NW HD Hoist plug assembly NW rod box	3760 0060 10	
6	Drill rod adapter sub NW rod pin to NO rod pin	3760 0060 24	
6	Drill rod adapter sub NW rod pin to NT rod pin		3760 0060 25
Drill Rods			
7	1.5 m drill rod	3760 0012 54	3760 0012 30
7	3.0 m drill rod	3760 0012 55	3760 0012 31
7	5 ft drill rod	3760 0012 52	3760 0012 27
7	10 ft drill rod	3760 0012 53	3760 0012 28
Consumables/Accessories			
8	Locking coupling	3760 0060 26	3760 0060 27
9	Adapter coupling	3760 0060 28	
10	NO 1.5 m / 5 ft outer tube	3760 0048 37	
10	NO 3.0 m / 10 ft outer tube	3760 0048 39	
11	NO 1.5 m / 5 ft inner tube	3760 0048 35	
11	NO 3.0 m / 10 ft inner tube	3760 0048 36	
12	NO3 1.5 m / 5 ft split inner tube, set	3760 0060 76	
12	NO3 3.0 m / 10 ft split inner tube, set	3760 0060 77	
	Core barrel spares kit 1000 m (3000 ft) drilling	3760 0060 78	
	Overshot spares kit 1000 m (3000 ft) drilling	3760 0060 30	
	Full grip inner tube wrench (2 req)	3760 0060 31	
	Full grip outer tube wrench (2 req)	3760 0060 32	
Spare parts kits, see page 30			



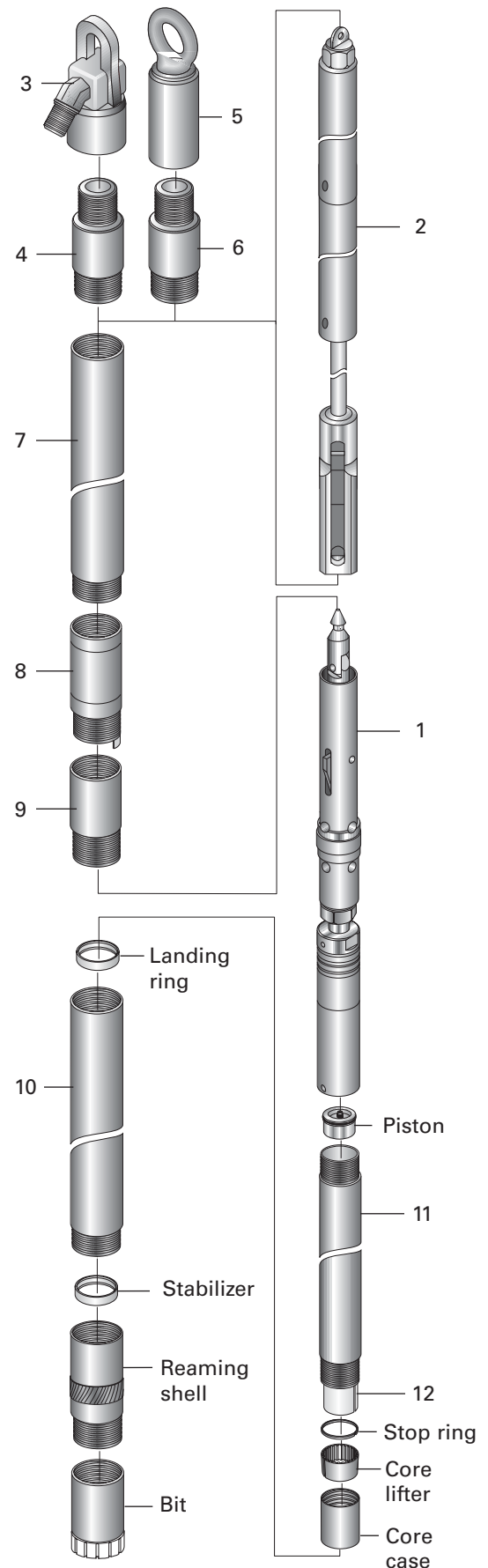
See spare parts list for assembly details

Pull Release Wireline Core Barrel

HO3/HTO3

Flexo Triple Tube Core Barrel for all formations
Surface Flexo

Core Barrels			
Item	Description	Part Number	
		O'Rod	T'Rod
	Drill rod connection		
	HO3-1.5 m / 5 ft, core barrel assembly complete	3760 0060 79	3760 0060 80
	HO3-3.0 m / 10 ft, core barrel assembly complete	3760 0060 81	3760 0060 82
	HO3-1.5 m / 5 ft, inner tube assembly complete	3760 0060 83	
	HO3-3.0 m / 10 ft, inner tube assembly complete	3760 0060 84	
1	HO-Head assembly complete	3760 0051 81	
Overshot			
2	HO Overshot assembly compl.	3760 0048 48	
Water Swivel			
3	25000 TC Water swivel ass. BW rod Box	3760 0003 76	
4	Drill rod adapter sub BW rod pin to HO rod pin	3760 0060 39	
4	Drill rod adapter sub BW rod pin to HT rod pin		3760 0060 40
Hoisting Plug			
5	NW HD Hoist plug assembly NW rod box	3760 0060 10	
6	Drill rod adapter sub nod pin to HO Rod pin	3760 0060 41	
6	Drill rod adapter sub NW rod pin to HT rod pin		3760 0060 42
Drill Rods			
7	1.5 m drill rod	3760 0012 58	3760 0012 36
7	3.0 m drill rod	3760 0012 59	3760 0012 37
7	5 ft drill rod	3760 0012 56	3760 0012 33
7	10 ft drill rod	3760 0012 57	3760 0012 34
Consumables/Accessories			
8	Locking coupling	3760 0060 43	3760 0060 44
9	Adapter coupling	3760 0060 45	
10	HO 1.5 m / 5 ft outer tube	3760 0060 46	
10	HO 3.0 m / 10 ft outer tube	3760 0060 47	
11	HO 1.5 m / 5 ft inner tube	3760 0060 48	
11	HO 3.0 m / 10 ft inner tube	3760 0060 49	
12	HO3 1.5 m / 5 ft split inner tube, set	3760 0056 41	
12	HO3 3.0 m / 10 ft split inner tube, set	3760 0056 40	
	Core Barrel spares kit 1000 m (3000 ft) drilling	3760 0060 85	
	Overshot spares kit 1000 m (3000 ft) drilling	3760 0060 51	
	Full grip inner tube wrench (2 req)	3760 0060 52	
	Full grip outer tube wrench (2 req)	3760 0060 53	
Spare parts kits, see page 30			



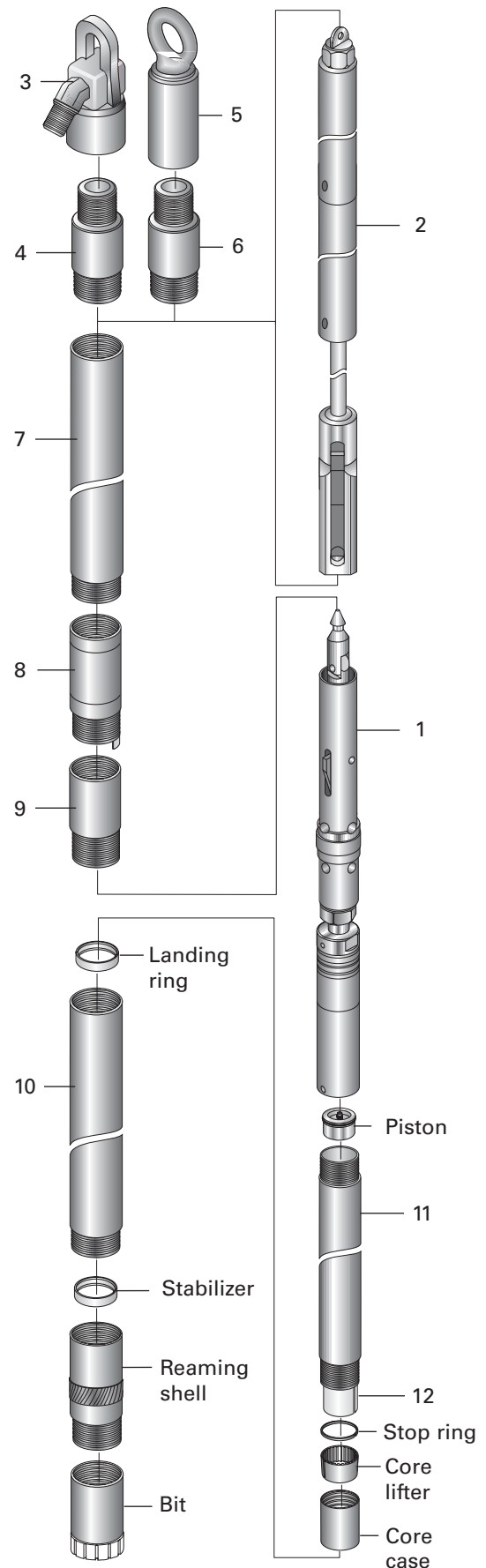
See spare parts list for assembly details

Pull Release Wireline Core Barrel

PO3/PTO3

Flexo Triple Tube Core Barrel for all formations
Surface Flexo

Core Barrels			
Item	Description	Part Number	
		O'Rod	T'Rod
	Drill rod connection		
	PO3-1.5 m / 5 ft, core barrel assembly complete	3760 0049 65	3760 0049 69
	PO3-3.0 m / 10 ft, core barrel assembly complete	3760 0049 67	3760 0049 71
	PO3-1.5 m / 5 ft, inner tube assembly complete	3760 0049 64	
	PO3-3.0 m / 10 ft, inner tube assembly complete	3760 0049 66	
1	PO-Head assembly complete	3760 0048 77	
Overshot			
2	PO Overshot assembly compl.	3760 0060 54	
Water Swivel			
3	25000 TC water swivel ass. BW rod box	3760 0003 76	
4	Drill rod adapter sub BW rod pin to PO rod pin	n/a	
4	Drill rod adapter sub BW rod pin to PT rod pin		3760 0060 55
Hoisting Plug			
5	NW HD Hoist plug assembly NW rod box	3760 0060 10	
6	Drill rod adapter sub NW rod pin to PO rod pin	n/a	
6	Drill rod adapter sub NW rod pin to PT rod pin		3760 0060 56
Drill Rods			
7	1.5 m drill rod	8393 0810 12	3760 0012 39
7	3.0 m drill rod	8393 0810 13	3760 0012 40
7	5 ft drill rod	n/a	3760 0012 57
7	10 ft drill rod	n/a	3760 0012 58
Consumables/Accessories			
8	Locking coupling	3760 0060 59	3760 0060 60
9	Adapter coupling	3760 0060 61	
10	PO 1.5 m / 5 ft outer tube	3760 0060 62	
10	PO 3.0 m / 10 ft outer tube	3760 0060 63	
11	PO 1.5 m / 5 ft inner tube	3760 0060 64	
11	PO 3.0 m / 10 ft inner tube	3760 0060 65	
12	PO3 1.5 m / 5 ft split inner tube, set	3760 0056 29	
12	PO3 3.0 m / 10 ft split inner tube, set	3760 0056 28	
	Core barrel spares kit 1000 m (3000 ft) drilling	3760 0060 86	
	Overshot spares kit 1000 m (3000 ft) drilling	3760 0060 67	
	Full grip inner tube wrench (2 req)	3760 0060 68	
	Full grip outer tube wrench (2 req)	3760 0060 69	
Spare parts kits, see page 30			



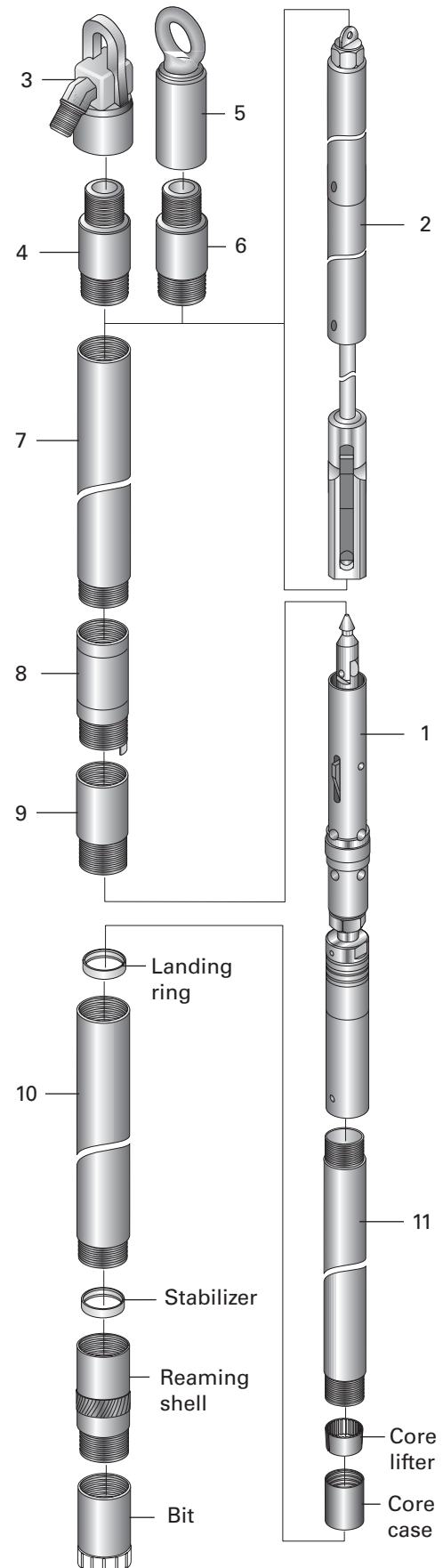
See spare parts list for assembly details

Pull Release Wireline Core Barrel

AOTW

Flexo Double Tube **Thin Wall** Core Barrel for all formations
Surface Flexo

Core Barrels			
Item	Description	Part Number	
		AGM Rod	ATT Rod
	<i>Drill rod connection</i>		
	AOTW 1.5 m / 5 ft, core barrel assembly complete	3760 0042 10	3760 0060 87
	AOTW 3.0 m / 10 ft, core barrel assembly complete	3760 0042 11	3760 0060 88
	AOTW 1.5 m / 5 ft, inner tube assembly complete	3760 0042 48	
	AOTW 3.0 m / 10 ft, inner tube assembly complete	3760 0042 49	
1	AOTW Head assembly complete	3760 0042 14	
Overshot			
2	AO overshot assembly compl.	3760 0060 89	
Water Swivel			
3	5000 TC water swivel ass. AW rod box	3760 0036 27	
4	Drill rod adapter sub AW rod pin to AGM rod pin	3760 0060 90	
4	Drill rod adapter sub AW rod pin to ATT rod pin		3760 0060 91
Hoisting Plug			
5	NW HD Hoist plug assembly NW Rod Box	3760 0060 10	
6	Drill rod adapter sub NW rod pin to AGM rod pin	3760 0060 92	
6	Drill rod adapter sub NW rod pin to ATT rod pin		3760 0060 93
Drill Rods			
7	1.5 m drill rod	3760 0060 94	3760 0006 08
7	3.0 m drill rod	3760 0060 95	3760 0006 09
7	5 ft drill rod	3760 0060 96	3760 0006 05
7	10 ft drill rod	3760 0060 97	3760 0006 04
Consumables/Accessories			
8	Locking coupling	3760 0060 98	3760 0060 99
9	Adapter coupling	3760 0061 00	
10	AOTW 1.5 m / 5 ft outer tube	3760 0061 01	
10	AOTW 3.0 m / 10 ft outer tube	3760 0061 02	
11	AOTW 1.5 m / 5 ft inner tube	3760 0061 03	
11	AOTW 3.0 m / 10 ft inner tube	3760 0042 09	
	Core Barrel spares kit 1000 m (3000 ft) drilling	3760 0061 05	
	Overshot spares kit 1000 m (3000 ft) drilling	3760 0061 06	
	Full grip inner tube wrench (2 req)	3760 0061 07	
	Full grip outer tube wrench (2 req)	3760 0061 08	
Spare parts kits, see page 30			



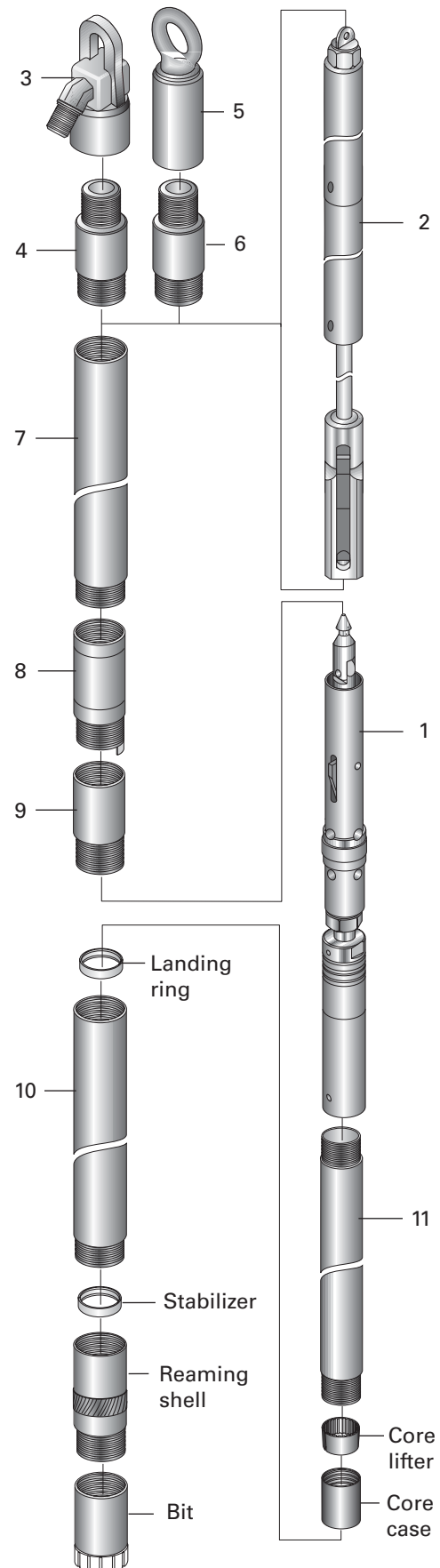
See spare parts list for assembly details

Pull Release Wireline Core Barrel

BOTW

Flexo Double Tube **Thin Wall** Core Barrel for all formations
Surface Flexo

Core Barrels			
Item	Description	Part Number	
		BGM Rod	BTT Rod
	Drill rod connection		
	BOTW 1.5 m / 5 ft, core barrel assembly complete	3760 0061 09	3760 0061 10
	BOTW 3.0 m / 10 ft, core barrel assembly complete	3760 0061 11	3760 0061 12
	BOTW 1.5 m / 5 ft, inner tube assembly complete	3760 0061 13	
	BOTW 3.0 m / 10 ft, inner tube assembly complete	3760 0061 14	
1	BOTW head assembly complete	3760 0061 15	
Overshot			
2	BO overshot assembly compl.	3760 0048 44	
Water Swivel			
3	5000 TC water swivel ass. AW rod box	3760 0036 27	
4	Drill rod adapter sub AW rod pin to BGM rod pin	3760 0061 16	
4	Drill rod adapter sub AW rod pin to BTT rod pin		3760 0061 17
Hoisting Plug			
5	NW HD Hoist plug assembly NW rod box	3760 0060 10	
6	Drill rod adapter sub NW rod pin to BGM rod pin	3760 0061 18	
6	Drill rod adapter sub NW rod pin to BTT rod pin		3760 0061 19
Drill Rods			
7	1.5 m drill rod	3760 0061 20	3760 0004 03
7	3.0 m drill rod	3760 0061 21	3760 0004 02
7	5 ft drill rod	3760 0061 22	3760 0004 00
7	10 ft drill rod	3760 0061 23	3760 0003 99
Consumables/Accessories			
8	Locking coupling	3760 0061 24	3760 0030 17
9	Adapter coupling	3760 0061 25	
10	BOTW 1.5 m / 5 ft outer tube	3760 0061 26	
10	BOTW 3.0 m / 10 ft outer tube	3760 0061 27	
11	BOTW 1.5 m / 5 ft inner tube	3760 0061 28	
11	BOTW 3.0 m / 10 ft inner tube	3760 0061 29	
	Core barrel spares kit 1000 m (3000 ft) drilling	3760 0061 30	
	Overshot spares kit 1000 m (3000 ft) drilling	3760 0060 16	
	Full grip inner tube wrench (2 req)	3760 0061 31	
	Full grip outer tube wrench (2 req)	3760 0061 18	
Spare parts kits, see page 30			



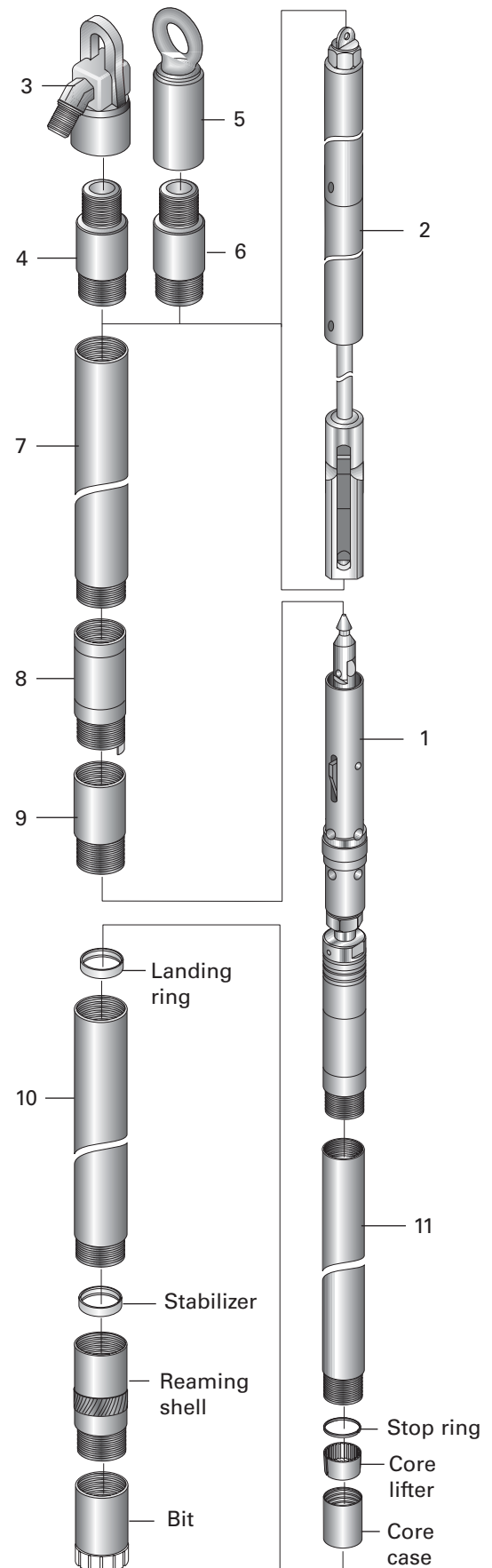
See spare parts list for assembly details

Pull Release Wireline Core Barrel

NO2" /NT02"

Flexo Double Tube **Thin Wall** Core Barrel for all formations
Surface Flexo

Core Barrels			
Item	Description	Part Number	
		O'Rod	T'Rod
	Drill rod connection		
	NO2" 1.5 m / 5 ft, Core barrel assembly complete	3760 0051 56	3760 0061 32
	NO2" 3.0 m / 10 ft, Core barrel assembly complete	3760 0051 57	3760 0061 33
	NO2" 1.5 m / 5 ft, Inner tube assembly complete	3760 0061 34	
	NO2" 3.0 m / 10 ft, Inner tube assembly complete	3760 0061 35	
1	NO2" head assembly complete	3760 0051 61	
Overshot			
2	NO overshot assembly compl.	3760 0048 46	
Water Swivel			
3	25000 TC water swivel ass. AW rod box	3760 0003 76	
4	Drill rod adapter sub BW rod Pin to NO rod pin	3760 0060 22	
4	Drill rod adapter sub BW rod pin to NT rod pin		3760 0060 23
Hoisting Plug			
5	NW HD Hoist plug assembly NW rod box	3760 0060 10	
6	Drill rod adapter sub NW rod pin to NO rod pin	3760 0060 24	
6	Drill rod adapter sub NW rod pin to NT rod pin		3760 0060 25
Drill Rods			
7	1.5 m drill rod	3760 0012 54	3760 0012 30
7	3.0 m drill rod	3760 0012 55	3760 0012 31
7	5 ft drill rod	3760 0012 52	3760 0012 27
7	10 ft drill rod	3760 0012 53	3760 0012 28
Consumables/Accessories			
8	Locking coupling	3760 0060 26	3760 0060 27
9	Adapter coupling	3760 0060 28	
10	NO 1.5 m / 5 ft outer tube	3760 0048 37	
10	NO 3.0 m / 10 ft outer tube	3760 0048 39	
11	NO2" 1.5 m / 5 ft inner tube	3760 0061 36	
11	NO2" 3.0 m / 10 ft inner tube	3760 0061 37	
	Core barrel spares kit 1000 m (3000 ft) drilling	3760 0061 38	
	Overshot spares kit 1000 m (3000 ft) drilling	3760 0060 30	
	Full grip inner tube wrench (2 req)	3760 0005	
	Full grip outer tube wrench (2 req)	3760 0060 32	
Spare parts kits, see page 30			



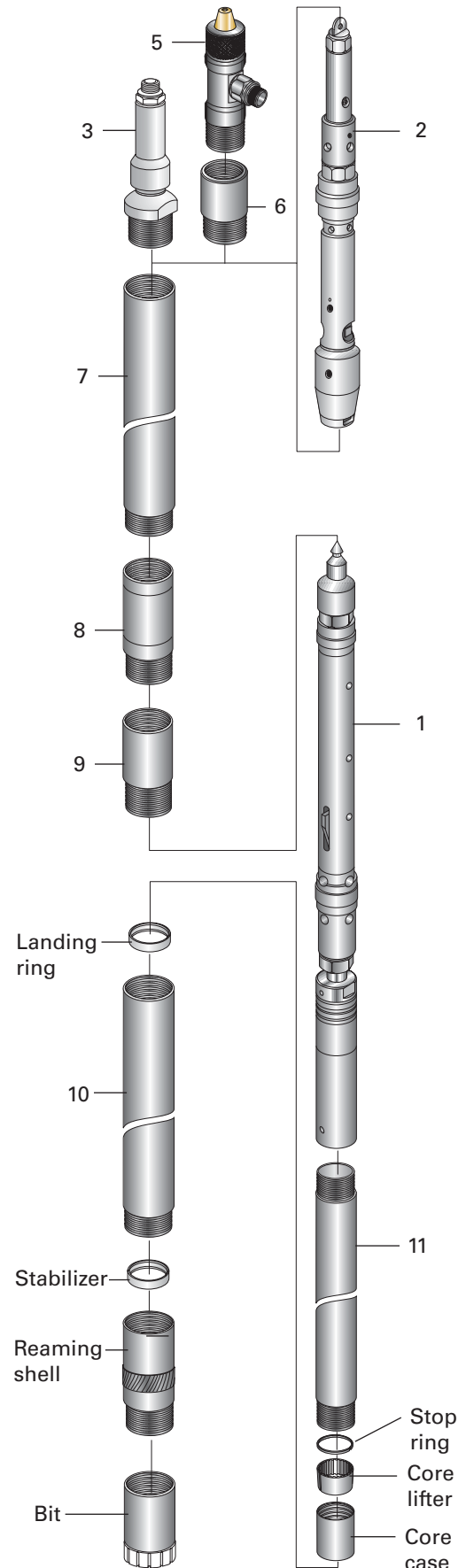
See spare parts list for assembly details

Pull Release Wireline Core Barrel

BO-U/BTO-U

Double Tube Core Barrel for all formations
Underground Pump In

Core Barrels			
Item	Description	Part Number	
		O'Rod	T'Rod
	Drill rod connection		
	BO-U -1.5 m/5 ft, core barrel assembly complete	3760 0061 39	3760 0061 40
	BO-U -3.0 m/10 ft, core barrel assembly complete	3760 0061 41	3760 0061 42
	BO-U - 1.5 m / 5 ft, inner tube assembly complete	3760 0061 43	
	BO-U - 3.0 m / 10 ft, inner tube assembly complete	3760 0061 44	
1	BO-U - head assembly complete	3760 0061 45	
Overshot			
2	BO-U overshot assembly compl.	3760 0061 46	
Water Swivel			
3	WS 18/0 water swivel c/w BO pin	3760 0044 63	
3	WS 18/0 water swivel c/w BT pin		3760 0009 01
Stuffing Box			
5	Stuffing box 3/16" (5 mm) cable	3760 0061 47	
6	Drill rod adapter BO RP	3760 0061 48	
6	Drill rod adapter BT RP		3760 0061 49
Drill Rods			
7	1.5 m drill rod	3760 0012 50	3760 0012 24
7	3.0 m drill rod	3760 0012 51	3760 0012 25
7	5 ft drill rod	3760 0012 48	3760 0012 21
7	10 ft drill rod	3760 0012 49	3760 0012 22
Consumables/Accessories			
8	Locking coupling	3760 0061 70	3760 0061 71
9	Drive coupling	3760 0061 72	
10	BO 1.5 m / 5 ft outer tube	3760 0048 31	
10	BO 3.0 m / 10 ft outer tube	3760 0048 32	
11	BO 1.5 m / 5 ft inner tube	3760 0048 30	
11	BO 3.0 m / 10 ft inner tube	3760 0048 29	
	Core barrel spares kit 1000 m (3000 ft) drilling	3760 0061 50	
	Overshot spares kit 1000 m (3000 ft) drilling	3760 0061 51	
	Full grip inner tube wrench	3760 0060 17	
	Full grip outer tube wrench	3760 0060 18	
Spare parts kits, see page 30			



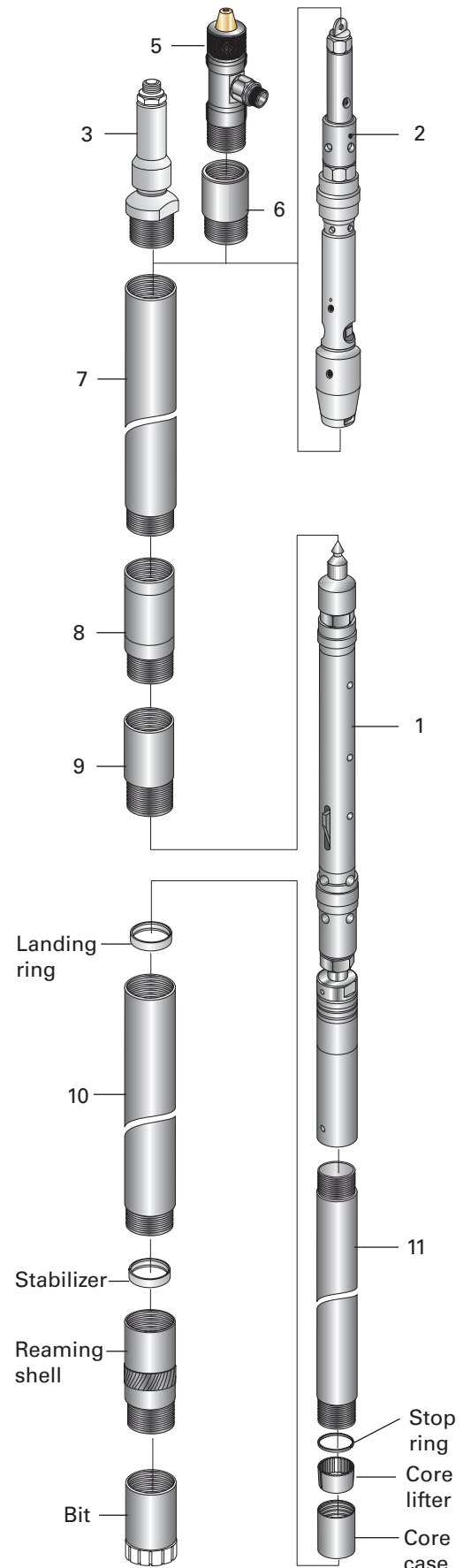
See spare parts list for assembly details

Pull Release Wireline Core Barrel

NO-U/NTO-U

Double Tube Core Barrel for all formations
Underground Pump In

Core Barrels			
Item	Description	Part Number	
		O'Rod	T'Rod
	Drill rod connection		
	NO-U -1.5 m/5 ft, core barrel assembly complete	3760 0048 41	3760 0061 56
	NO-U -3.0 m/10 ft, core barrel assembly complete	3760 0048 40	3760 0061 57
	NO-U -1.5 m/5 ft, inner tube assembly complete	3760 0061 58	
	NO-U -3.0 m/10 ft, inner tube assembly complete	3760 0061 59	
1	NO-U - head assembly complete	3760 0061 60	
Overshot			
2	NO-U overshot assembly compl.	3760 0061 61	
Water Swivel			
3	WS 18/0 water swivel c/w NO pin	3760 0006 98	
3	WS 18/0 water swivel c/w NT Pin		3760 0005 64
Stuffing Box			
5	Stuffing box 3/16" (5 mm) cable	3760 0061 47	
6	Drill rod adapter NO RP	3760 0061 63	
6	Drill rod adapter NT RP		3760 0061 64
Drill Rods			
7	1.5 m drill rod	3760 0012 54	3760 0012 30
7	3.0 m drill rod	3760 0012 55	3760 0012 31
7	5 ft drill rod	3760 0012 52	3760 0012 27
7	10 ft drill rod	3760 0012 53	3760 0012 28
Consumables/Accessories			
8	Locking coupling	3760 0061 65	3760 0061 66
9	Drive coupling	3760 0061 67	
10	NO 1.5 m / 5 ft outer tube	3760 0048 37	
10	NO 3.0 m / 10 ft outer tube	3760 0048 39	
11	NO 1.5 m / 5 ft inner tube	3760 0048 35	
11	NO 3.0 m / 10 ft inner tube	3760 0048 36	
	Core barrel spares kit 1000 m (3000 ft) drilling	3760 0061 68	
	Overshot spares kit 1000 m (3000 ft) drilling	3760 0061 69	
	Full grip inner tube wrench	3760 0060 31	
	Full grip outer tube wrench	3760 0060 32	
Spare parts kits, see page 44			



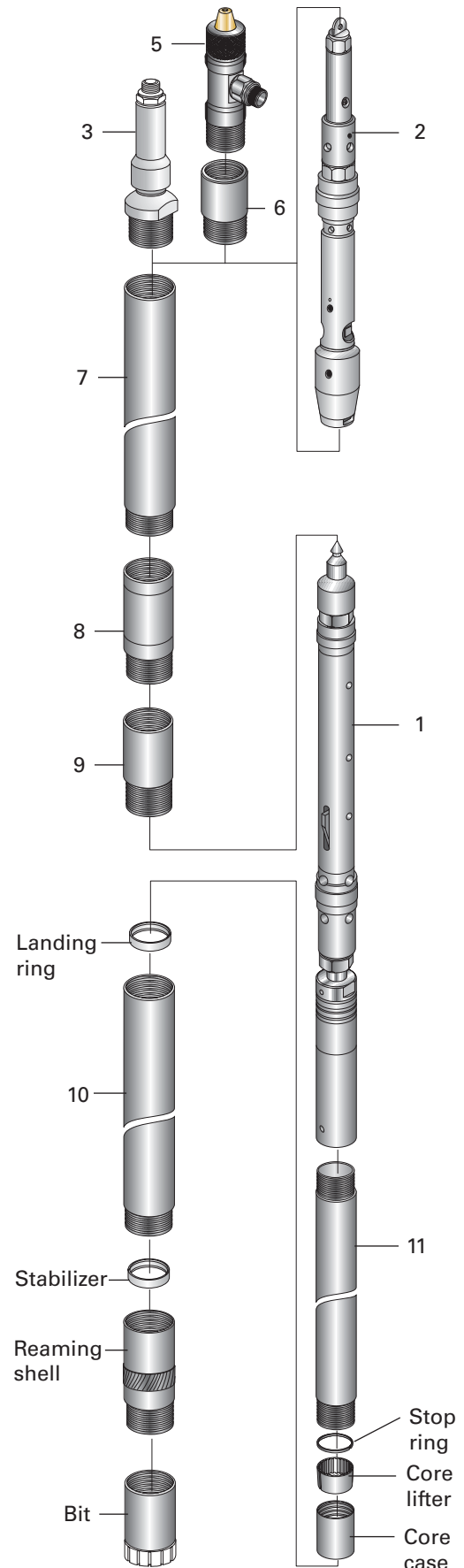
See spare parts list for assembly details

Pull Release Wireline Core Barrel

HO-U/HTO-U

Double Tube Core Barrel for all formations
Underground Pump In

Core Barrels			
Item	Description	Part Number	
		O'Rod	T'Rod
	Drill rod connection		
	HO-U -1.5 m/5 ft, core barrel assembly complete	3760 0061 73	3760 0061 74
	HO-U -3.0 m/10 ft, core barrel assembly complete	3760 0061 75	3760 0061 76
	HO-U -1.5 m/5 ft, inner tube assembly complete	3760 0061 77	
	HO-U -3.0 m/10 ft, inner tube assembly complete	3760 0061 78	
1	HO-U - head assembly complete	3760 0061 79	
Overshot			
2	HO-U overshot assembly compl.	3760 0061 80	
Water Swivel			
3	WS 18/0 water swivel c/w HO pin	3760 0061 81	
3	WS 18/0 water swivel c/w HT pin		3760 0061 82
Stuffing Box			
5	Stuffing box 3/16" (5 mm) cable	3760 0061 47	
6	Drill rod Adapter HO RP	3760 0061 83	
6	Drill rod adapter HT RP		3760 0061 84
Drill Rods			
7	1.5 m drill rod	3760 0012 58	3760 0012 36
7	3.0 m drill rod	3760 0012 59	3760 0012 37
7	5 ft drill rod	3760 0012 56	3760 0012 33
7	10 ft drill rod	3760 0012 57	3760 0012 34
Consumables/Accessories			
8	Locking coupling	3760 0061 85	3760 0061 86
9	Drive coupling	3760 0061 87	
10	HO 1.5 m / 5 ft outer tube	3760 0060 46	
10	HO 3.0 m / 10 ft outer tube	3760 0060 47	
11	HO 1.5 m / 5 ft Inner tube	3760 0060 48	
11	HO 3.0 m / 10 ft Inner tube	3760 0060 49	
	Core Barrel spares kit 1000 m (3000 ft) drilling	3760 0061 88	
	Overshot spares kit 1000 m (3000 ft) drilling	3760 0061 89	
	Full Grip Inner Tube Wrench	3760 0060 52	
	Full Grip Outer Tube Wrench	3760 0060 53	
Spare parts kits, see page 44			



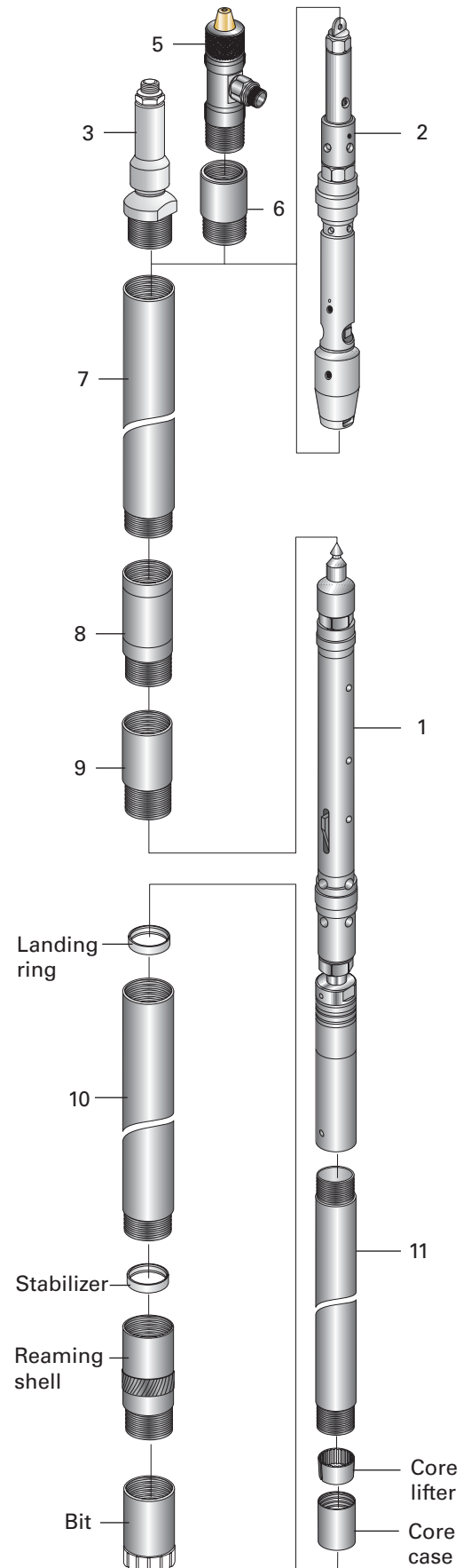
See spare parts list for assembly details

Pull Release Wireline Core Barrel

AOTW-U

Double Tube Thin Wall Core Barrel for all formations
Underground Pump In

Core Barrels			
Item	Description	Part Number	
		AGM Rod	ATT Rod
	Drill rod connection		
	AOTW-U 1.5 m/5 ft, core barrel assembly complete	3760 0042 12	3760 0061 90
	AOTW-U 3.0 m/10 ft, core barrel assembly complete	3760 0042 13	3760 0061 91
	AOTW-U 1.5 m/5 ft, inner tube assembly complete	3760 0042 50	
	AOTW-U 3.0 m/10 ft, inner tube assembly complete	3760 0042 51	
1	AOTW-U head assembly compl.	3760 0003 90	
Overshot			
2	AOTW-U oversh. assembly compl.	3760 0061 92	
Water Swivel			
3	WS 18/0 water swivel c/w AGM Pin	3760 0044 61	
3	WS 18/0 water swivel c/w ATT pin		3760 0010 82
Stuffing Box			
5	Stuffing box 3/16" (5 mm) cable	3760 0061 47	
6	Drill rod adapter AGM RP		
6	Drill rod adapter ATT RP		3760 0061 93
Drill Rods			
7	1.5 m drill rod	3760 0060 94	3760 0006 08
7	3.0 m drill rod	3760 0060 95	3760 0006 09
7	5 ft drill rod	3760 0060 96	3760 0006 05
7	10 ft drill rod	3760 0060 97	3760 0006 04
Consumables/Accessories			
8	Locking coupling	3760 0061 94	3760 0061 95
9	Drive coupling	3760 0061 96	
10	AOTW 1.5 m / 5 ft outer tube	3760 0061 01	
10	AOTW 3.0 m / 10 ft outer tube	3760 0061 02	
11	AOTW 1.5 m / 5 ft inner tube	3760 0061 03	
11	AOTW 3.0 m / 10 ft inner tube	3760 0042 09	
	Core barrel spares kit 1000 m (3000 ft) drilling	3760 0061 97	
	Overshot spares kit 1000 m (3000 ft) drilling	3760 0061 98	
	Full grip inner tube wrench	3760 0061 07	
	Full grip outer tube wrench	3760 0061 08	
Spare parts kits, see page 44			



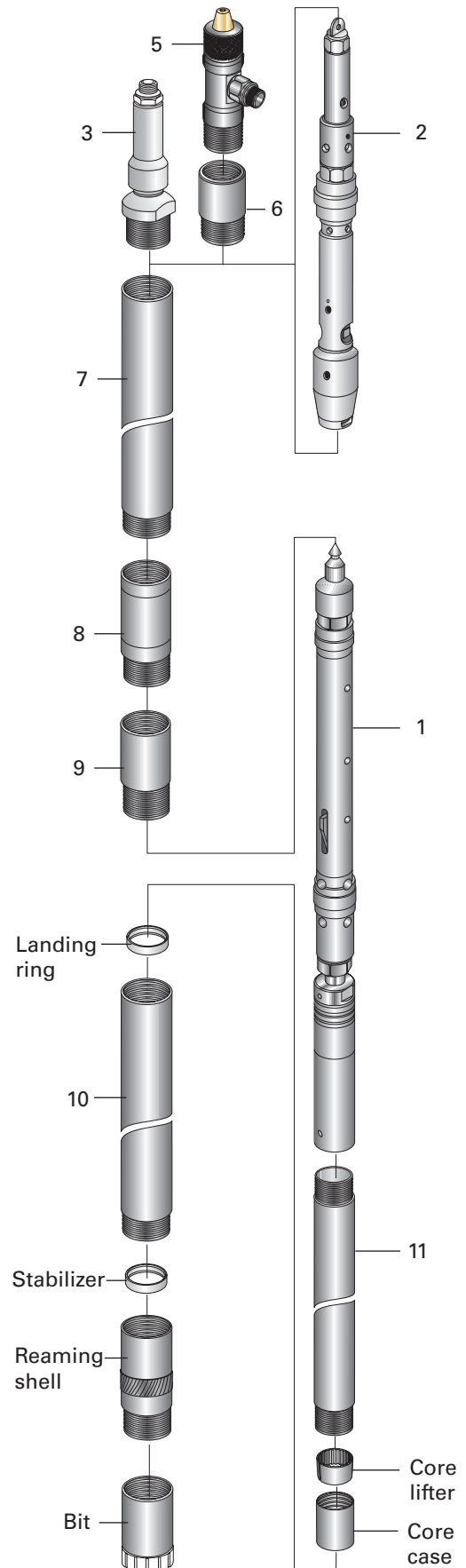
See spare parts list for assembly details

Pull Release Wireline Core Barrel

BOTW-U

Double Tube **Thin Wall** Core Barrel for all formations
Underground Pump In

Core Barrels			
Item	Description	Part Number	
		BGM Rod	BTT Rod
	<i>Drill rod connection</i>		
	BOTW-U 1.5 m/5 ft, core barrel assembly complete	3760 0061 99	3760 0062 00
	BOTW-U 3.0 m/10 ft, core barrel assembly complete	3760 0062 01	3760 0062 02
	BOTW-U 1.5 m/5 ft, inner tube assembly complete	3760 0062 03	
	BOTW-U 3.0 m/10 ft, inner tube assembly complete	3760 0062 04	
1	BOTW-U head assembly compl.	3760 0062 05	
Overshot			
2	BOTW-U oversh. assembly compl.	3760 0062 06	
Water Swivel			
3	WS 18/0 water swivel c/w BGM pin	3760 0062 07	
3	WS 18/0 water swivel c/w BTT Pin		3760 0039 35
Stuffing Box			
5	Stuffing box 3/16" (5 mm) cable	3760 0061 47	
6	Drill rod adapter RB RP	3760 0062 08	
6	Drill rod adapter RB RP		3760 0062 09
Drill Rods			
7	1.5 m drill rod	3760 0061 20	3760 0004 03
7	3.0 m drill rod	3760 0061 21	3760 0004 02
7	5 ft drill rod	3760 0061 22	3760 0004 00
7	10 ft drill rod	3760 0061 23	3760 0003 99
Consumables/Accessories			
8	Locking coupling	3760 0062 10	3760 0062 11
9	Drive coupling	3760 0062 12	
10	BOTW 1.5 m / 5 ft outer tube	3760 0061 26	
10	BOTW 3.0 m / 10 ft outer tube	3760 0061 27	
11	BOTW 1.5 m / 5 ft inner tube	3760 0061 28	
11	BOTW 3.0 m / 10 ft inner tube	3760 0061 29	
	Core barrel spares kit 1000 m (3000 ft) drilling	3760 0062 13	
	Overshot spares kit 1000 m (3000 ft) drilling	3760 0062 14	
	Full grip inner tube wrench	3760 0061 31	
	Full grip outer tube wrench	3760 0060 18	
Spare parts kits, see page 44			



See spare parts list for assembly details

Data

Pull Release Core Barrels

Metric System - Nominal Measures (mm / m / kg)							
Size (Surface-Underground-Triple Tube)	BO BO-U	NO NO-U	NO-3	HO HO-U	HO-3	PO	PO-3
Hole Diameter, mm	60.0	75.7	75.7	96.3	96.3	122.8	122.8
Core diameter, mm	36.5	47.6	45.0	63.5	61.1	85.0	83.1
OAL/Weight 1.5 m Core Barel assy m/kg	2.5/24.2	2.5/43.0	2.5/43.0	2.5/70.2	2.5/70.2	2.5/75.9	2.5/75.9
OAL/Weight 1.5 m Inner Tube assy m/kg	2.5/9.5	2.5/17.1	2.5/17.1	2.5/30.9	2.5/30.9	2.5/47.6	2.5/47.6
OAL/Weight 3 m Core Barel assy m/kg	4.0/38.2	4.0/62.9	4.0/62.9	4.0/104.3	4.0/104.3	4.0/149.2	4.0/149.2
OAL/Weight 3 m Inner Tube assy m/kg	4.0/12.7	4.0/21.4	4.0/21.4	4.0/39.0	4.0/39.0	4.0/59.8	4.0/59.8
Weight Head assy, Kg	5.2	10.2	10.2	21.8	21.8	37.2	37.2
Weight Overshot Surface, Kg	11.1	17.0	17.0	18.5	18.5	39.8	39.8
Weight Overshot Underground, Kg	4.3	5.1		6.8			
Size (Thin wall Surface - Underground)	AOTW /-U	BOTW /-U	NO-2				
Hole Diameter, mm	48.0	60.0	75.7				
Core diameter, mm	30.3	42.0	50.7				
OAL/Weight 1.5 m Core Barel assy m/kg	2.5/16.0	2.5/24.2	2.5/43.0				
OAL/Weight 1.5 m Inner Tube assy m/kg	2.5/4.9	2.5/9.5	2.5/17.1				
OAL/Weight 3 m Core Barel assy m/kg	4.0/26.3	4.0/38.2	4.0/62.9				
OAL/Weight 3 m Inner Tube assy m/kg	4.0/7.3	4.0/12.7	4.0/21.4				
Weight Head assy, Kg	2.7	5.2	10.2				
Weight Overshot Surface, Kg	11.2	11.1	17.0				
Weight Overshot Underground, Kg	1.5	4.3					
Imperial System - Nominal Measures (in / ft / lbs)							
Size (Surface-Underground-Triple Tube)	BO BO-U	NO NO-U	NO-3	HO HO-U	HO-3	PO	PO-3
Hole Diameter, in"	2.360	2.980	2.980	3.790	3.790	4.835	4.835
Core diameter, in"	1.433	1.875	1.775	2.500	2.406	3.345	3.270
OAL/Weight 5 ft Core Barel assy in"/lbs	98/54	98/95	98/95	98/155	98/155	98/167	98/167
OAL/Weight 5 ft Inner Tube assy in"/lbs	98/21	98/38	98/38	98/68	98/68	98/105	98/105
OAL/Weight 10 ft Core Barel assy in"/lbs	158/84	158/139	158/139	158/230	158/230	158/329	158/329
OAL/Weight 10 ft Inner Tube assy in"/lbs	158/28	158/47	158/47	158/86	158/86	158/132	158/132
Weight Head assy, lbs	11.6	22.5	22.5	48.0	48.0	82.0	82.0
Weight Overshot Surface, lbs	24.6	34.7	34.7	40.8	40.8	87.8	87.8
Weight Overshot Underground, lbs	9.6	11.2		15.3			
Size (Thin wall Surface - Underground)	AOTW /-U	BOTW /-U	NO-2				
Hole Diameter, in	1.890	2.360	2.980				
Core diameter, in	1.193	1.654	1.995				
OAL/Weight 5 ft Core Barel assy in"/lbs	98/35	98/54	98/95				
OAL/Weight 5 ft Inner Tube assy in"/lbs	98/11	98/21	98/38				
OAL/Weight 10 ft Core Barel assy in"/lbs	158/57	158/84	158/139				
OAL/Weight 10 ft Inner Tube assy in"/lbs	158/16	158/28	158/47				
Weight Head assy, lbs	6.0	11.6	22.5				
Weight Overshot Surface, lbs	24.8	24.6	34.7				
Weight Overshot Underground, lbs	3.5	9.6					

Spare Parts Kits

Pull Release Core Barrels

Spare parts kits represent the estimated non-tubular requirements for 1000 m of drilling

Surface kits for core barrels

Description	Qty.
Spear head	1
Compression spring	1
Detent	1
Spirol pin	2
Spring pin	2
Latch spring	4
Latch	4
Spring pin	4
Spring pin	4
Landing shoulder	1
Lock nut	1
Shut-off valve	4
Bearing upper	2
Bearing lower	2
Spindle bearing	1
Lock nut	1
Steel ball	1
Grease fitting	2
Stop ring (if req.)	4
Core lifter	20
Core lifter case	4
Landing ring	2
Inner tube stabilizer	2

Underground kits for core barrels

Description	Qty.
Spear head	1
Packing cup	4
O-ring	4
Washer	1
Spring guide	1
Compression spring	2
Spring pin	2
Square pin	2
Latch spring	4
Latch	4
Spring pin	4
Spring pin	4
Landing shoulder	1
Steel ball	1
Check spring	2
Spring guide	1
Lock nut	1
Shut-off valve	4
Bearing upper	2
Bearing lower	2
Spindle bearing	1
Lock nut	1
Steel ball	1
Grease fitting	2
Stop ring (if req.)	4
Core lifter	20
Core lifter case	4
Landing ring	2
Inner tube stabilizer	2

Surface kits for overshots

Description	Qty.
Cable clamp	1
Thimble	1
Bearing	1
Lock nut	1
Grease fitting	2
Lock nut	1
Spring pin	2
Spring pin	2
Dog springs	4
Lifting dog	2
Pivot pin	1

Underground kits for overshots

Description	Qty.
Cable clamp	1
Thimble	1
Bearing	1
Lock nut	1
Grease fitting	2
Lock nut	1
Shear pin	2
Lock nut	1
Packing cup	4
O-ring	4
Valve spring	2
Spring pin	2
Dog spring	4
Lifting dog	2
Pivot pin	1

Accessories. Consult the In Hole Tools ASL for a complete reference of available core barrel spare parts, and accessories such as drill rod adapter subs, hoisting and lowering tools, recovery equipment.

Benefits

Conventional core barrels are available in diameters from 46 to 146 mm.

The models are, TT/TTG, T2, T6 and B

TT/TTG thin wall core barrels

TT/TTG- Extra thin wall double tube core barrels- Designed for coring in medium hard and hard homogenous rock formations with water flushing and/or polymer. TT/TTG thin wall core barrels offers:

- Faster penetration rate due to reduced cutting area for the core bit
- Requires lower feed pressure and torque producing less stress on the "In-the-hole" tools.
- Larger core for corresponding hole size.

TT- Snap coupling for the inner tube.

TTG- Threaded coupling for the inner tube.

Available in hole size from 46-60 mm

T2 - Thin wall double tube core barrels

Designed for coring in medium hard and hard homogenous or somewhat broken formations with water flushing and/or polymer. T2 thin wall core barrels offers:

- Fast penetration
- Large core for corresponding hole size

Available in hole size from 46-101 mm.

T6 - Double tube core barrels

Designed for allround applications in soft, medium hard and hard homogenous or somewhat broken formations with water flushing, polymers, mud or air flushing.

Available in hole size from 76 -146 mm.

B - Single tube core barrels

Designed for straight hole drilling and when the core quality is of less importance.

- The system is based on the metric casing.
- The core barrel can be extended one length or more by adding outer tube/ casing.

Available in hole sizes from 46-146 mm.

3

Conventional Core Barrels

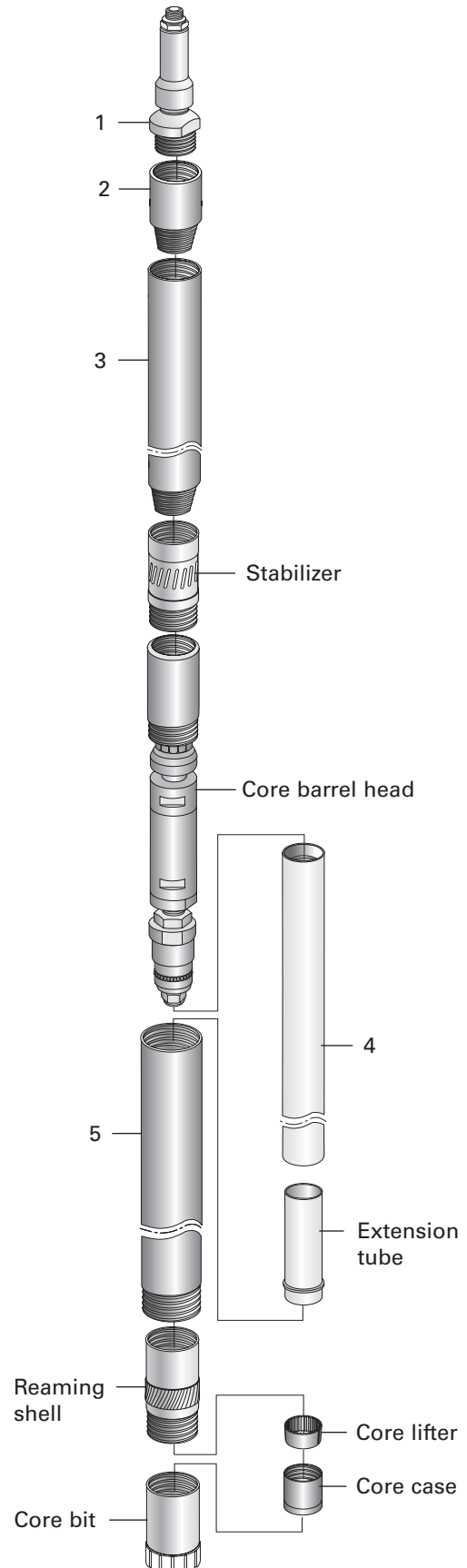
Conventional Core Barrel

46 TT

46TT is a thin kerf double tube core barrel for 46 mm holes in medium hard to extremely hard formations when water flushing can be used. TT-snap coupling for the inner tube adapter and inner tube.

Core Barrels		
Item	Description	Part Number
	46 TT - Complete 1500 mm double tube core barrel box CR 42	8393 0815 16
	46 TT - Complete 3000 mm double tube core barrel box CR 42	8393 0815 17
	46 TT - Complete 1500 mm double tube core barrel box AWJ	8393 0821 79
	46 TT - Complete 3000 mm double tube core barrel box AWJ	8393 0821 80
Water swivels		
1	Water swivel 18/0 with CR 42 mm pin	8070 0107 42
2	Sub CR 42 mm box to AWJ pin	3862 6675 00
Drill rods		
3	43 x 500 mm compolite drill rod CR 42	8393 0305 00
3	43 x 1500 mm compolite drill rod CR 42	8393 0306 09
3	43 x 3000 mm compolite drill rod CR 42	8393 0307 08
3	AWJ 43 x 500 mm compolite drill rod	8393 0810 27
3	AWJ 43 x 1500 mm compolite drill rod	8393 0282 50
3	AWJ 43 x 3000 mm compolite drill rod	8393 0282 60
Consumables		
	Consumable kit (500 m)*	8393 0816 46
	Spare parts kit*	3702 0536 90
4	Inner tube, 1500 mm	3863 0081 00
4	Inner tube, 3000 mm	3863 0086 00
5	Outer tube, 1500 mm	8393 0815 86
5	Outer tube, 3000 mm	8393 0815 87
Core bits & Reaming shells, see page 52		
Accessories		
	Sub AWJ box to CR 42 pin	3862 6694 00
	Recovery tap, 30-42 mm box CR 42	3862 5874 00
	Full grip wrench outer tube	3742 0002 26
	Full grip wrench inner tube	8393 0813 89
	Spare parts list	6991 0916 01
	Drilling accessories	6991 0357 01

*) Kits, including descriptions, see page 39



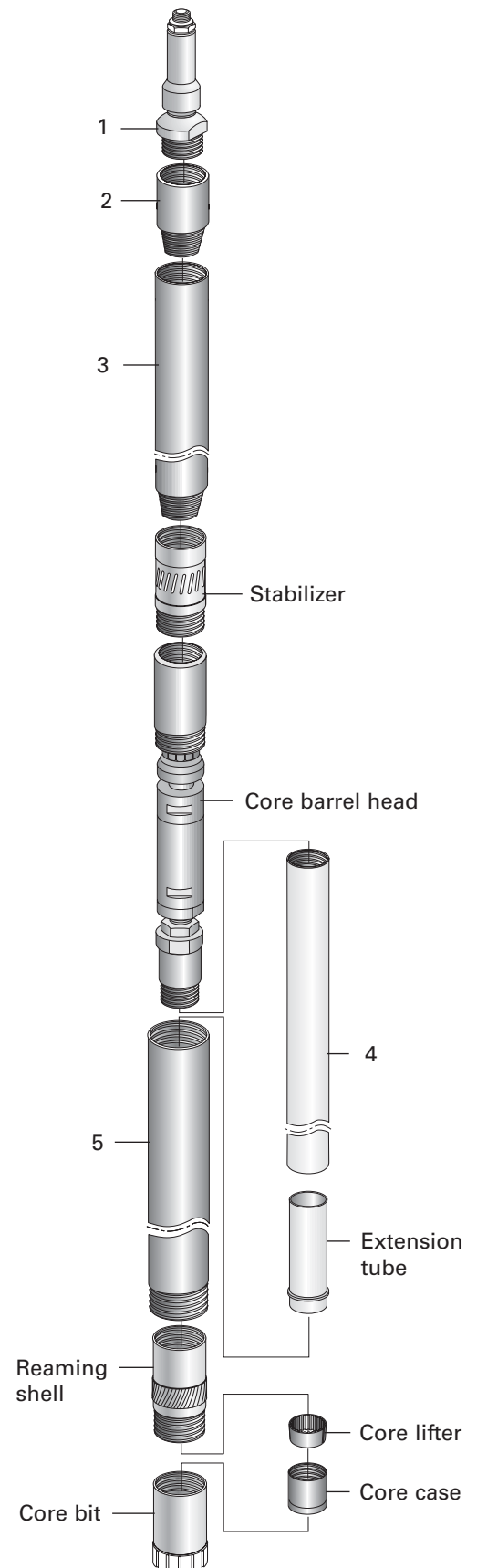
Conventional Core Barrel

46 TTG

46 TTG is a thin kerf double tube core barrel for 46 mm holes in medium hard to extremely hard formations when water flushing can be used. TTG-threaded inner tube adapter and inner tube.

Core Barrels		
Item	Description	Part Number
	46 TTG - Complete 1500 mm double tube core barrel box CR 42	8393 0815 18
	46 TTG - Complete 3000 mm double tube core barrel box CR 42	8393 0815 19
	46 TTG - Complete 1500 mm double tube core barrel box AWJ	8393 0821 81
	46 TTG - Complete 3000 mm double tube core barrel box AWJ	8393 0821 82
Water swivels		
1	Water swivel 18/0 with CR 42 mm pin	8070 0107 42
2	Sub CR 42 mm box to AWJ pin	3862 6675 00
Drill rods		
3	43 x 500 mm compolite drill rod CR 42	8393 0305 00
3	43 x 1500 mm compolite drill rod CR 42	8393 0306 09
3	43 x 3000 mm compolite drill rod CR 42	8393 0307 08
3	AWJ 43 x 500 mm compolite drill rod	8393 0810 27
3	AWJ 43 x 1500 mm compolite drill rod	8393 0282 50
3	AWJ 43 x 3000 mm compolite drill rod	8393 0282 60
Consumables		
	Consumable kit (500 m)*	8393 0816 46
	Spare parts kit*	3702 0536 90
4	Inner tube, 1500 mm	3863 0530 00
4	Inner tube, 3000 mm	3702 0535 00
5	Outer tube, 1500 mm	8393 0815 86
5	Outer tube, 3000 mm	8393 0815 87
Core bits & Reaming shells, see page 52		
Accessories		
	Sub AWJ box to CR 42 pin	3862 6694 00
	Recovery tap, 30-42 mm box CR 42	3862 5874 00
	Full grip wrench outer tube	3742 0002 26
	Full grip wrench inner tube	8393 0813 89
	Spare parts list	6991 0916 01
	Drilling accessories	6991 0357 01

*) Kits, including descriptions, see page 39



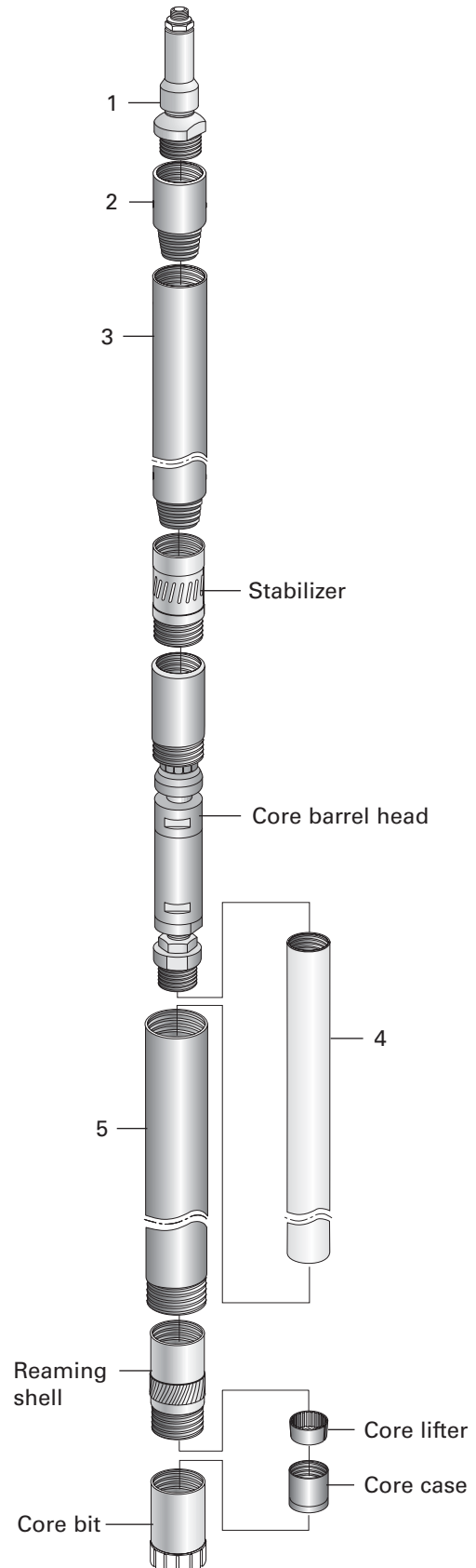
Conventional Core Barrel

48 TT

48TT is a thin kerf double tube core barrel for 48 mm holes in medium hard to extremely hard formations when water flushing can be used. 48TT is extendable one length or more by adding an inner/outer tube.

Core Barrels		
Item	Description	Part Number
	48 TT - Complete 1500 mm double tube core barrel box AWJ	8393 0810 56
	48 TT - Complete 3000 mm double tube core barrel box AWJ	8393 0811 62
Water swivels		
1	Water swivel 18/0 with CR 42 mm pin	8070 0107 42
2	Sub CR 42 mm box to AWJ pin	3862 6675 00
Drill rods		
3	43 x 500 mm compolite drill rod CR 42	8393 0305 00
3	43 x 1500 mm compolite drill rod CR 42	8393 0306 09
3	43 x 3000 mm compolite drill rod CR 42	8393 0307 08
3	AWJ x 500 mm compolite drill rod	8393 0811 66
3	AWJ x 1500 mm compolite drill rod	8393 0811 67
3	AWJx 3000 mm compolite drill rod	8393 0811 68
Consumables		
	Consumable kit (500 m)*	8393 0812 00
4	Inner tube, 1500 mm	8393 0810 16
4	Inner tube, 3000 mm	8393 0810 55
5	Outer tube, 1500 mm	8393 0810 35
5	Outer tube, 3000 mm	8393 0810 36
Core bits & Reaming shells, see page 52		
Accessories		
	Sub AWJ box to CR 42 pin	3862 6694 00
	Recovery tap, 30-42 mm box CR 42	3862 5874 00
	Full grip wrench outer tube	3742 0002 26
	Full grip wrench inner tube	8393 0813 89
	Spare parts list	6991 0916 01
	Drilling accessories	6991 0357 01

*) Kits, including descriptions, see page 39



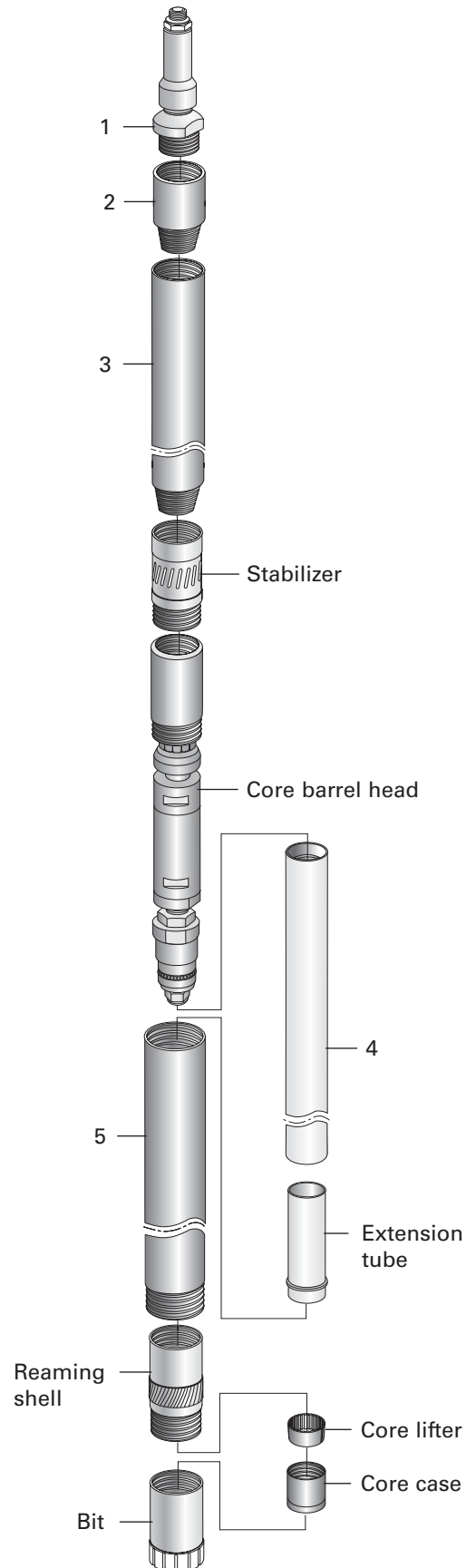
Conventional Core Barrel

56 TT

56TT is a thin kerf double tube core barrel for 56 mm holes in medium hard to extremely hard formations when water flushing can be used. TT-snap coupling for the inner tube adapter and inner tube.

Core Barrels		
Item	Description	Part Number
	56 TT - Complete 1500 mm double tube core barrel box CR 50	8393 0815 22
	56 TT - Complete 3000 mm double tube core barrel box CR 50	8393 0815 23
Water swivels		
1	Water swivel 18/0 with CR 42 mm pin	8070 0107 42
2	Sub CR 42 mm box to CR 50 pin	3862 6019 00
2	Sub CR 42 mm box to BWJ pin	3862 6676 00
2	Sub BWJ box to CR 50 pin	3862 6696 00
Drill rods		
3	53 x 500 mm compolite drill rod CR 50	8393 0134 07
3	53 x 1500 mm compolite drill rod CR 50	8393 0134 15
3	53 x 3000 mm compolite drill rod CR 50	8393 0134 23
3	BWJ 53 x 500 mm compolite drill rod	8393 0810 30
3	BWJ 53 x 1500 mm compolite drill rod	8393 0810 29
3	BWJ 53 x 3000 mm compolite drill rod	8393 0810 28
Consumables		
	Consumable kit (500 m)*	8393 0816 48
	Spare parts kit*	3702 1036 90
4	Inner tube, 1500 mm	3863 0136 00
4	Inner tube, 3000 mm	3863 0141 00
5	Outer tube, 1500 mm	8393 0815 88
5	Outer tube, 3000 mm	8393 0815 89
Core bits & Reaming shells, see page 52		
Accessories		
	Sub BWJ box to CR 50 pin	3862 6696 00
	Recovery tap, 37-52 mm box CR 50	3862 5880 00
	Full grip wrench outer tube	3869 7088 00
	Full grip wrench inner tube	3742 0002 48
	Spare parts list	6991 0916 01
	Drilling accessories	6991 0357 01

*) Kits, including descriptions, see page 39



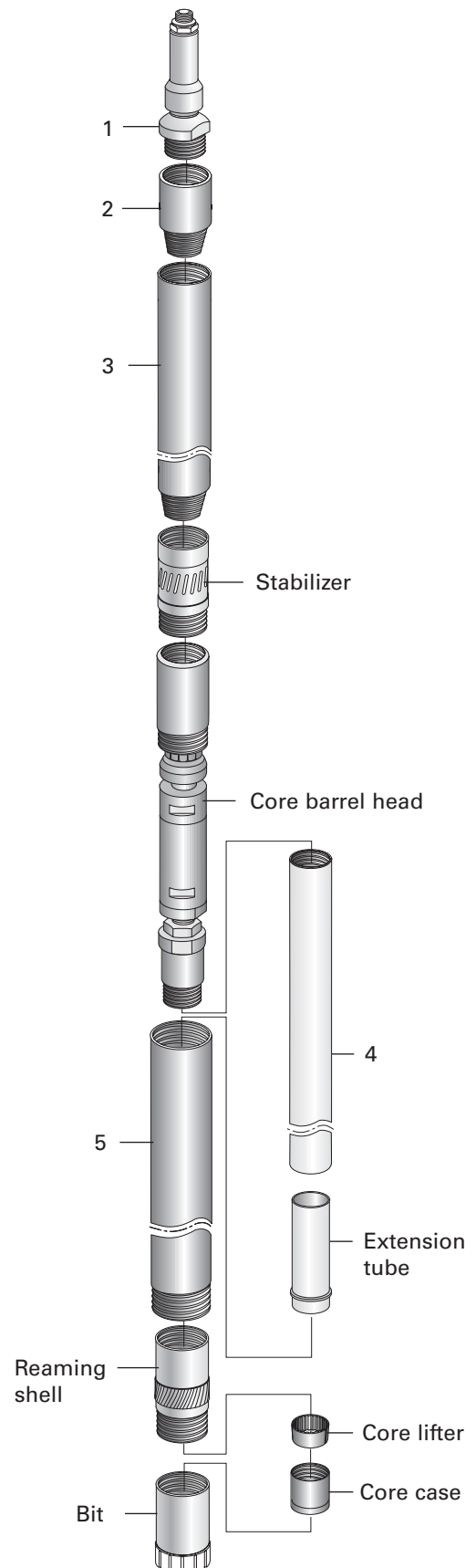
Conventional Core Barrel

56 TTG

56 TTG is a thin kerf double tube core barrel for 56 mm holes in medium hard to extremely hard formations when water flushing can be used. TTG-threaded inner tube adapter and inner tube.

Core Barrels		
Item	Description	Part Number
	56 TTG - Complete 1500 mm double tube core barrel box CR 50	8393 0815 24
	56 TTG - Complete 3000 mm double tube core barrel box CR 50	8393 0815 25
Water swivels		
1	Water swivel 18/0 with CR 42 mm pin	8070 0107 42
2	Sub CR 42 mm box to CR 50 pin	3862 6019 00
2	Sub CR 42 mm box to BWJ pin	3862 6676 00
2	Sub BWJ box to CR 50 pin	3862 6696 00
Drill rods		
3	53 x 500 mm compolite drill rod CR 50	8393 0134 07
3	53 x 1500 mm compolite drill rod CR 50	8393 0134 15
3	53 x 3000 mm compolite drill rod CR 50	8393 0134 23
3	BWJ 53 x 500 mm compolite drill rod	8393 0810 30
3	BWJ 53 x 1500 mm compolite drill rod	8393 0810 29
3	BWJ 53 x 3000 mm compolite drill rod	8393 0810 28
Consumables		
	Consumable kit (500 m)*	8393 0816 48
	Spare parts kit*	3702 1036 90
4	Inner tube, 1500 mm	3702 1030 00
4	Inner tube, 3000 mm	3702 1035 00
5	Outer tube, 1500 mm	8393 0815 88
5	Outer tube, 3000 mm	8393 0815 89
Core bits & Reaming shells, see page 52		
Accessories		
	Sub BWJ box to CR 50 pin	3862 6696 00
	Recovery tap Working range 37-52 mm box CR 50	3862 5880 00
	Full grip wrench outer tube	3869 7088 00
	Full grip wrench inner tube	3742 0002 48
	Spare parts list	6991 0916 01
	Drilling accessories	6991 0357 01

*) Kits, including descriptions, see page 39



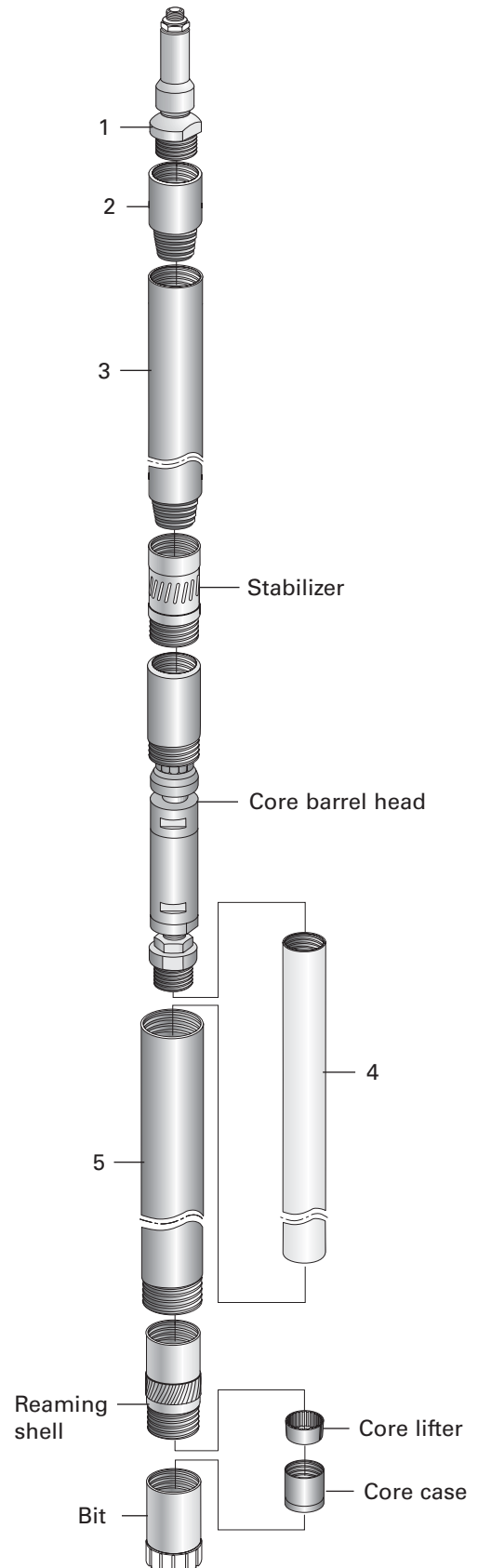
Conventional Core Barrel

60 TT

60TT is a thin kerf double tube core barrel for 60 mm holes in medium hard to extremely hard formations when water flushing can be used. 60TT is extendable one length or more by adding an inner/outer tube.

Core Barrels		
Item	Description	Part Number
	60 TT - Complete 1500 mm double tube core barrel box BWJ	8393 0815 28
	60 TT - Complete 3000 mm double tube core barrel box BWJ	8393 0815 29
Water swivels		
1	Water swivel 18/0 with CR 42 mm pin	8070 0107 42
2	Sub CR 42 mm box to BWJ pin	3862 6676 00
Drill rods		
3	BWJ 55 x 500 mm drill rod	8393 0812 12
3	BWJ 55 x 1500 mm drill rod	8393 0812 13
3	BWJ 55 x 3000 mm drill rod	8393 0812 14
Consumables		
	Consumable kit (500 m)*	8393 0816 50
4	Inner tube, 1500 mm	8393 0815 40
4	Inner tube, 3000 mm	8393 0815 41
5	Outer tube, 1500 mm	8393 0815 30
5	Outer tube, 3000 mm	8393 0815 31
Core bits & Reaming shells, see page 52		
Accessories		
	Sub BWJ box to CR 50 pin	3862 6696 00
	Recovery tap, 37-52 mm box CR 50	3862 5880 00
	Full grip wrench outer tube	3742 0002 29
	Full grip wrench inner tube	3742 0002 48
	Spare parts list	6991 0916 01
	Drilling accessories	6991 0357 01

*) Kits, including descriptions, see page 39



Reaming shells CRAELIUS				Core bits CRAELIUS			
	Rock group	Design	Part Number	Rock group	Bit design	Water ways	Part Number
46TT / TTG	1-10	Diam. surface set	8370 1754 30	10	SC 10/3	8 CF	3702 6712 00
				9	KS(S++)/3	8 CF	8370 2300 18
				8-9	SC 8-9/3	8 CF	3702 6903 00
				6-8	SC6-8/3	6 CF	3702 6863 00
				5	SC 5/3	8 CF	8370 0760 40
48TT	1-10	Diam. surface set	8370 1749 75	10	SC10/3	8 CF	3702 6694 00
				9	KS(S++)/3	8 CF	8370 2300 19
				6-8	SC6-8/3	8 CF	3702 6870 00
				5	SC5/3	8 CF	8370 0780 45
				4-5	SC4-5/3	6 CF	3702 6232 00
56TT / TTG	1-10	Diam. surface set	8370 1754 40	10	SC 10/3	10 CF	3702 6869 00
				9	KS(S++)/3	10 CF	8370 2300 20
				8-9	SC 8-9/3	10 CF	3702 6909 00
				6-8	SC6-8/3	8 CF	3702 6864 00
				4-5	SC4 5/3	8 CF	8370 6800 00
Additional information of Craelius Diamond Products in Catalog							6991 0352 01

Casing, see page 68. Subs, see page 72

Data Conventional Core Barrels TT

Thin wall conventional core barrels

Metric System - Nominal Measures (mm / kg)

Size	46 TT	46 TTG	48 TT	56 TT	56 TTG	60TT
Hole diameter, mm	46.5	46.5	48.0	56.5	56.5	60.0
Core diameter, mm	35.3	35.3	35.3	45.2	45.2	45.2
Total length core barrel 1500 mm						
Total length core barrel 3000 mm						
Standard connection box	CR 42/AWJ	CR 42/BWJ	AWJ	CR 50/BWJ	CR 50/BWJ	BWJ
Weight core barrel 1500 mm (kg)						
Weight core barrel 3000 mm (kg)						
Weight standard connection box (kg)						

Imperial System - Nominal Measures (in / lbs)

Size	46 TT	46 TTG	48 TT	56 TT	56 TTG	60TT
Hole diameter, in	1.82	1.82	1.89	2.22	2.22	2.36
Core diameter, in	1.39	1.39	1.39	1.78	1.78	1.78
Total length core barrel 1.5 m						
Total length core barrel 3.0 m						
Standard connection box	CR 42/AWJ	CR 42/BWJ	AWJ	CR 50/BWJ	CR 50/BWJ	BWJ
Weight core barrel 1.5 m (lbs)						
Weight core barrel 3.0 m (lbs)						
Weight standard connection box, lbs						

Consumable kit

Core barrel consumable kit covers wearing parts and based on experience is estimated to cover 500 meters of drilling. Minimum one set is recommended to be ordered with one core barrel system but will depend on the drilling program and location of the drill site.

Consumable Kit

Description	Qty.
Core lifter	10
Core lifter case	6

Spare parts kit

Core barrel spare parts kit covers more parts than the consumable kit. The consumable parts in the spare parts kit are estimated to cover 500 meters of drilling. So additional consumable parts needs to be ordered e.g. Core lifter, Core lifter case etc. Minimum one set of spare parts kit is recommended to be ordered with one core barrel but will depend on the drilling program and location of the drill site.

Spare parts Kit

Description	Qty.
Shut-off valve	1
Spring	1
Lock nut	1
Lub. nipple	2
Ball bearing	2
Bearing	1
Seal	2
Spacer	1
Spring pin	2

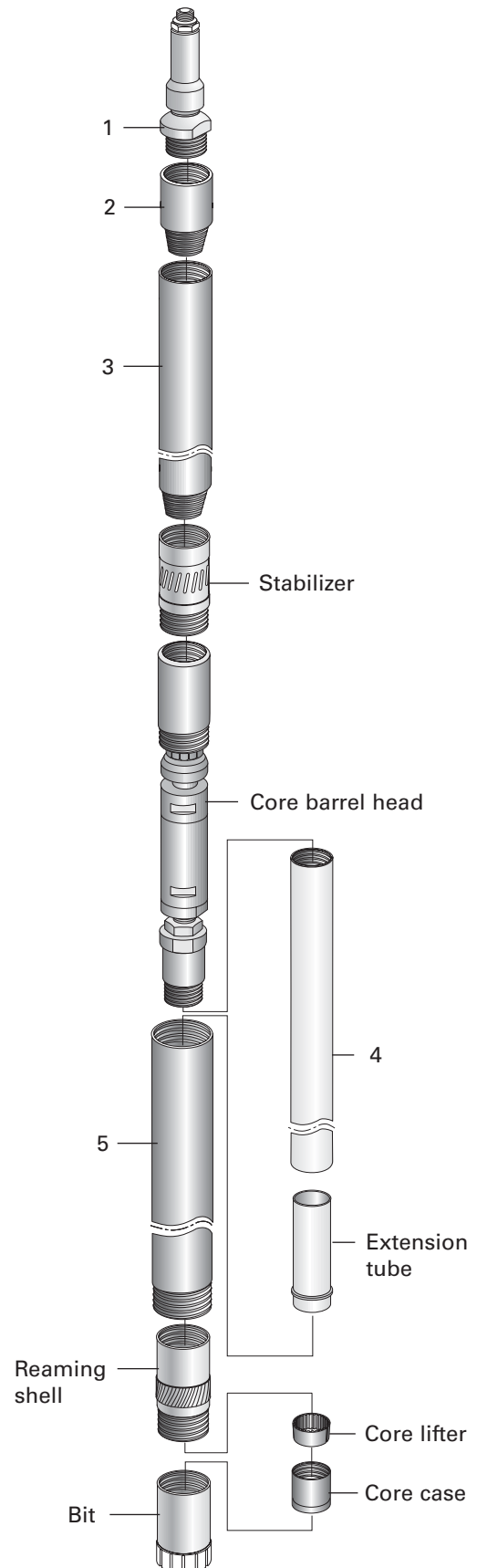
Conventional Core Barrel

46 T2

46T2 is a thin kerf double tube core barrel for 46 mm holes and all-round applications in most types of formations where water flushing can be used.

Core Barrels		
Item	Description	Part Number
	46 T2 - Complete 1500 mm double tube core barrel box CR 42	8393 0815 20
	46 T2 - Complete 3000 mm double tube core barrel box CR 42	8393 0815 21
Water swivels		
1	Water swivel 18/0 with CR 42 mm pin	8070 0107 42
2	Sub CR 42 mm box to AWJ pin	3862 6675 00
2	Sub AWJ box to 42 CR pin	3862 6694 00
Drill rods		
3	43 x 500 mm compolite drill rod CR 42	8393 0305 00
3	43 x 1500 mm compolite drill rod CR 42	8393 0306 09
3	43 x 3000 mm compolite drill rod CR 42	8393 0307 08
3	AWJ 43 x 500 mm compolite drill rod	8393 0812 80
3	AWJ 43 x 1500 mm compolite drill rod	8393 0812 81
3	AWJ 43 x 3000 mm compolite drill rod	8393 0812 82
Consumables		
	Consumable kit (500 m)*	8393 0816 47
	Spare parts kit*	3702 0536 92
4	Inner tube, 1500 mm	3863 1117 00
4	Inner tube, 3000 mm	3863 1122 00
5	Outer tube, 1500 mm	8393 0815 90
5	Outer tube, 3000 mm	8393 0815 91
Core bits & Reaming shells, see page 60		
Accessories		
	Sub AWJ box to CR 42 pin	3862 6694 00
	Recovery tap, 30-42 mm box CR 42	3862 5874 00
	Full grip wrench outer tube	3869 7087 01
	Full grip wrench inner tube	8393 0813 59
	Spare parts list	6991 0916 01
	Drilling accessories	6991 0357 01

*) Kits, including descriptions, see page 47



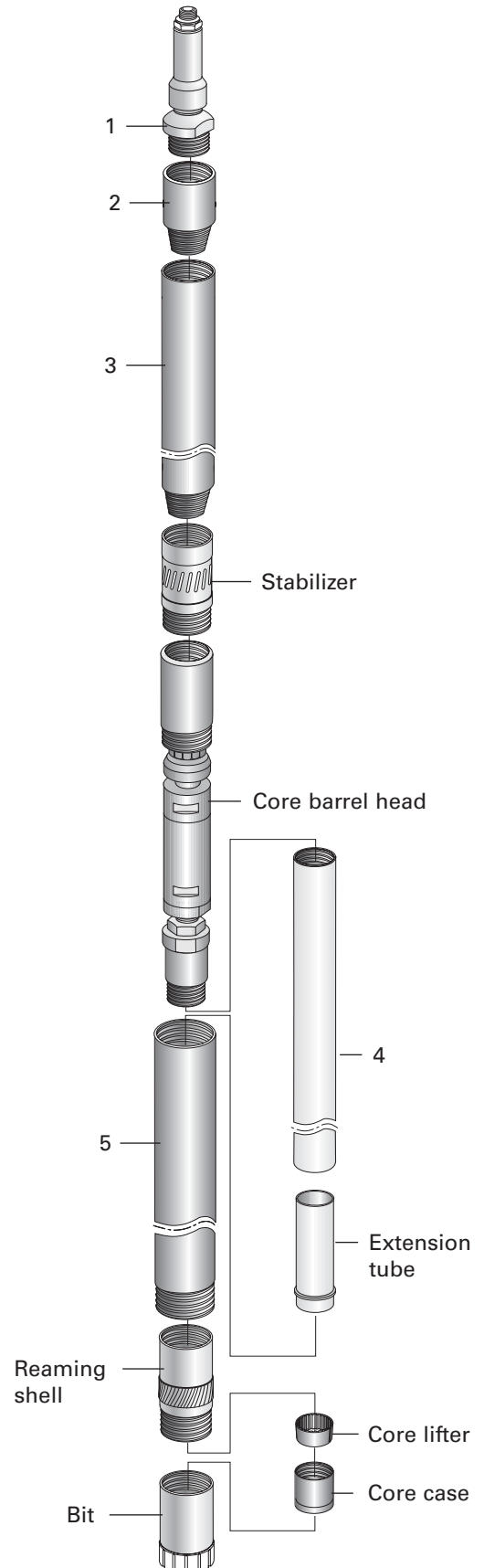
Conventional Core Barrel

56 T2

56T2 is a thin kerf double tube core barrel for 56 mm holes and all-round applications in most types of formations where water flushing can be used.

Core Barrels		
Item	Description	Part Number
	56 T2 - Complete 1500 mm double tube core barrel box CR 50	8393 0815 26
	56 T2 - Complete 3000 mm double tube core barrel box CR 50	8393 0815 27
Water swivels		
1	Water swivel 18/0 with CR 42 mm pin	8070 0107 42
2	Sub CR 42 mm box to CR 50 pin	3862 6019 00
2	Sub CR 42 mm box to BWJ pin	3862 6676 00
2	Sub BWJ box to CR 50 pin	3862 6696 00
Drill rods		
3	53 x 500 mm compolite drill rod CR 50	8393 0134 07
3	53 x 1500 mm compolite drill rod CR 50	8393 0134 15
3	53 x 3000 mm compolite drill rod CR 50	8393 0134 23
3	BWJ 53 x 500 mm compolite drill rod	8393 0810 30
3	BWJ 53 x 1500 mm compolite drill rod	8393 0810 29
3	BWJ 53 x 3000 mm compolite drill rod	8393 0810 28
Consumables		
	Consumable kit (500 m)*	8393 0816 49
	Spare parts kit*	3702 1036 92
4	Inner tube, 1500 mm	3863 0097 00
4	Inner tube, 3000 mm	3863 1202 00
5	Outer tube, 1500 mm	8393 0815 92
5	Outer tube, 3000 mm	8393 0815 93
Core bits & Reaming shells, see page 60		
Accessories		
	Sub BWJ box to CR 50 pin	3862 6696 00
	Recovery tap, 37-52 mm box CR 50	3862 5880 00
	Full grip wrench outer tube	3869 7088 00
	Full grip wrench inner tube	3869 7087 01
	Spare parts list	6991 0916 01
	Drilling accessories	6991 0357 01

*) Kits, including descriptions, see page 47



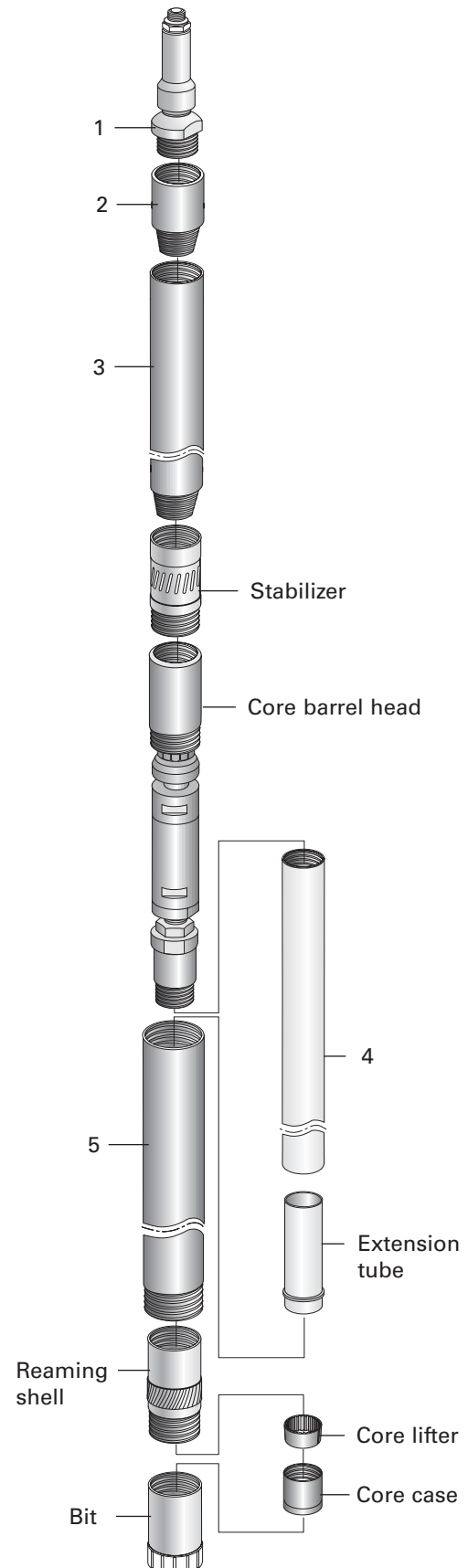
Conventional Core Barrel

66 T2

66 T2 is a thin kerf double tube core barrel for 66 mm holes and all-round applications in most types of formations where water flushing can be used.

Core Barrels		
Item	Description	Part Number
	66 T2 - Complete 1500 mm double tube core barrel box CR 50	8392 0214 01
	66 T2 - Complete 3000 mm double tube core barrel box CR 50	8392 0215 00
Water swivels		
1	Water swivel 18/0 with CR 42 mm pin	8070 0107 42
2	Sub CR 42 mm box to CR 50 pin	3862 6019 00
2	Sub CR 42 mm box to BWJ pin	3862 6676 00
	Sub BWJ box to CR 50	3862 6696 00
Drill rods		
3	53 x 500 mm compolite drill rod CR 50	8393 0134 07
3	53 x 1500 mm compolite drill rod CR 50	8393 0134 15
3	53 x 3000 mm compolite drill rod CR 50	8393 0134 23
3	BWJ 53 x 500 mm compolite drill rod	8393 0810 30
3	BWJ 53 x 1500 mm compolite drill rod	8393 0810 29
3	BWJ 53 x 3000 mm compolite drill rod	8393 0810 28
Consumables		
	Spare parts kit*	3863 1291 90
4	Inner tube, 1500 mm	3863 1276 00
4	Inner tube, 3000 mm	3863 1281 00
5	Outer tube, 1500 mm	3863 1277 00
5	Outer tube, 3000 mm	3863 1282 00
Core bits & Reaming shells, see page 60		
Accessories		
	Sub BWJ box to CR 50 pin	3862 6696 00
	Recovery tap, 37-52 mm box CR 50	3862 5880 00
	Full grip wrench outer tube	3869 7089 00
	Full grip wrench inner tube	3869 7088 02
	Spare parts list	6991 0916 01
	Drilling accessories	6991 0357 01

*) Kits, including descriptions, see page 47



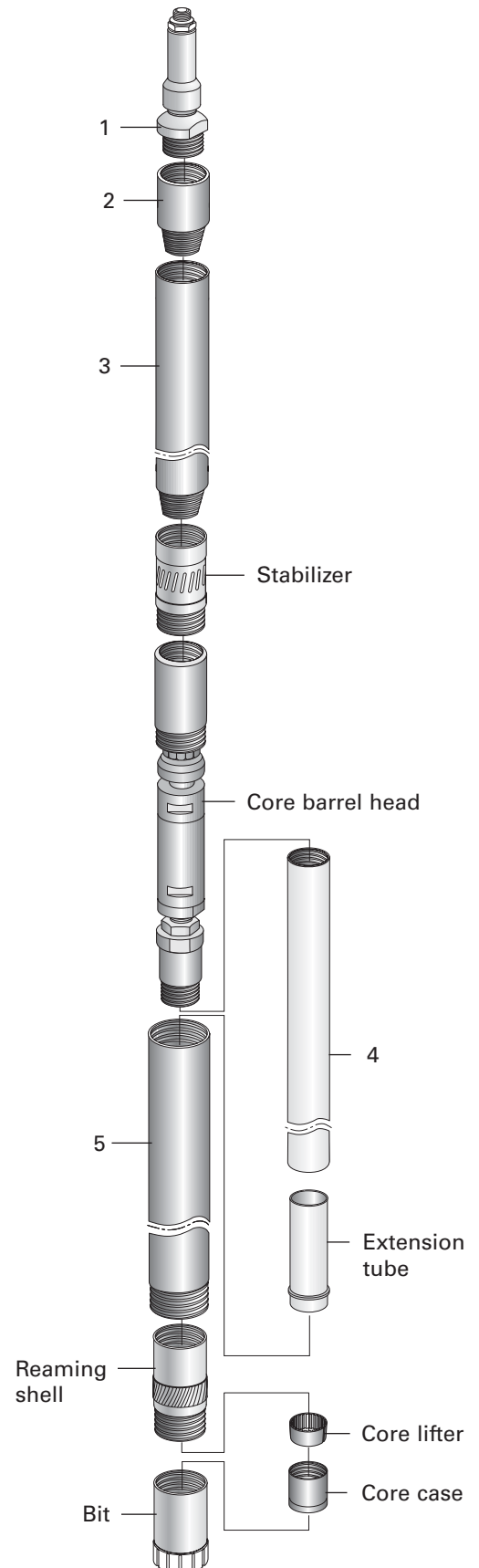
Conventional Core Barrel

76 T2

76 T2 is a thin kerf double tube core barrel for 76 mm holes and all-round applications in most types of formations where water flushing can be used.

Core Barrels		
Item	Description	Part Number
	76 T2 - Complete 1500 mm double tube core barrel box CR 50	8392 0220 03
	76 T2 - Complete 3000 mm double tube core barrel box CR 50	8392 0221 02
Water swivels		
1	Water swivel 18/0 with CR 42 mm pin	8070 0107 42
2	Sub CR 42 mm box to CR 50 pin	3862 6019 00
2	Sub CR 42 mm box to NWJ pin	3862 6677 00
1	Water swivel 25/0 with NWJ pin	8393 0815 82
2	Sub NWJ box to CR 50 pin	3862 6636 00
Drill rods		
3	53 x 500 mm compolite drill rod CR 50	8393 0134 07
3	53 x 1500 mm compolite drill rod CR 50	8393 0134 15
3	53 x 3000 mm compolite drill rod CR 50	8393 0134 23
3	NWJ 70 x 500 mm drill rod	8393 0810 72
3	NWJ 70 x 1500 mm drill rod	8393 0810 73
3	NWJ 70 x 3000 mm drill rod	8393 0810 74
Consumables		
	Spare parts kit*	3863 1371 90
4	Inner tube, 1500 mm	3863 1356 00
4	Inner tube, 3000 mm	3863 1361 00
5	Outer tube, 1500 mm	3863 1357 00
5	Outer tube, 3000 mm	3863 1362 00
Core bits & Reaming shells, see page 60		
Accessories		
	Sub CR 50 box to NW pin	3862 6388 00
	Sub NWJ box to NW pin	3862 6635 00
	Recovery tap, 51-69 mm box NW	3862 5891 00
	Full grip wrench outer tube	3869 7090 00
	Full grip wrench inner tube	3869 7089 00
	Spare parts list	6991 0916 01
	Drilling accessories	6991 0357 01

*) Kits, including descriptions, see page 47



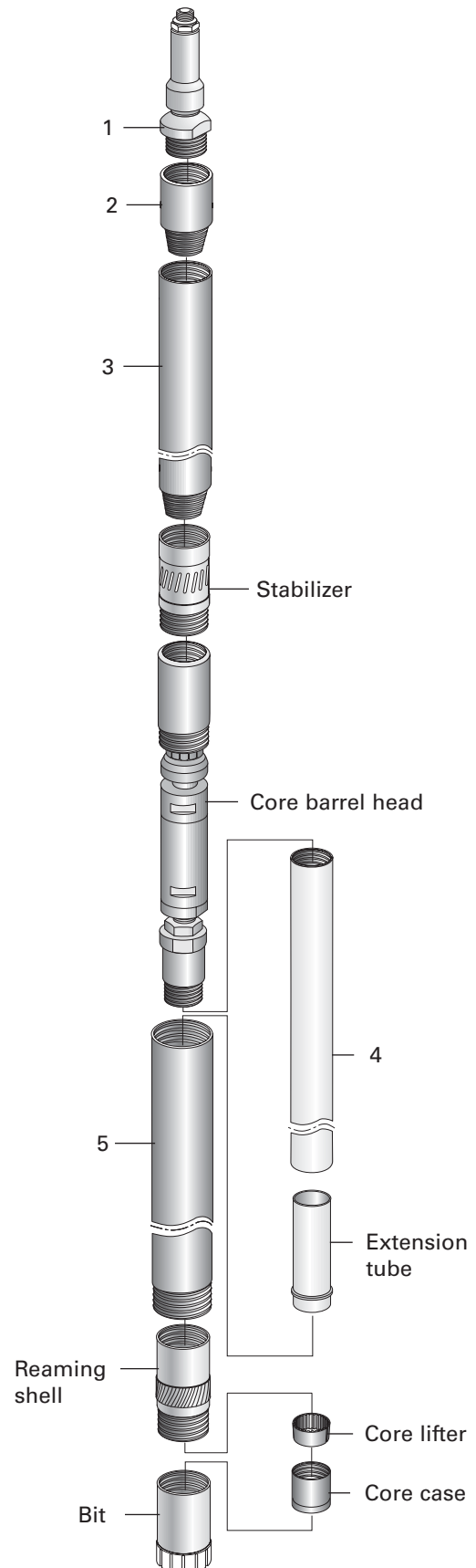
Conventional Core Barrel

86 T2

86T2 is a thin kerf double tube core barrel for 86 mm holes and all-round applications in most types of formations where water flushing can be used.

Core Barrels		
Item	Description	Part Number
	86 T2 - Complete 1500 mm double tube core barrel box CR 50	8392 0226 07
	86 T2 - Complete 3000 mm double tube core barrel box CR 50	8392 0227 06
Water swivels		
1	Water swivel 18/0 with CR 42 mm pin	8070 0107 42
2	Sub CR 42 mm box to CR 50 pin	3862 6019 00
1	Water swivel 25/0 with NWJ pin	8393 0815 82
2	Sub NWJ box to CR 50 pin	3862 6636 00
Drill rods		
3	53 x 500 mm compolite drill rod CR 50	8393 0134 07
3	53 x 1500 mm compolite drill rod CR 50	8393 0134 15
3	53 x 3000 mm compolite drill rod CR 50	8393 0134 23
3	NWJ 70 x 500 mm drill rod	8393 0810 72
3	NWJ 70 x 1500 mm drill rod	8393 0810 73
3	NWJ 70 x 3000 mm drill rod	8393 0810 74
Consumables		
	Spare parts kit*	3863 1451 90
4	Inner tube, 1500 mm	3863 1436 00
4	Inner tube, 3000 mm	3863 1441 00
5	Outer tube, 1500 mm	3863 1437 00
5	Outer tube, 3000 mm	3863 1442 00
Core bits & Reaming shells, see page 60		
Accessories		
	Sub CR 50 box to NW pin	3862 6388 00
	Sub NWJ box to NW pin	3862 6635 00
	Recovery tap, 51-69 mm box NW	3862 5891 00
	Recovery tap, 67-81 mm box NW	3862 5900 00
	Full grip wrench outer tube	3869 7091 00
	Full grip wrench inner tube	3869 7090 00
	Spare parts list	6991 0916 01
	Drilling accessories	6991 0357 01

*) Kits, including descriptions, see page 47



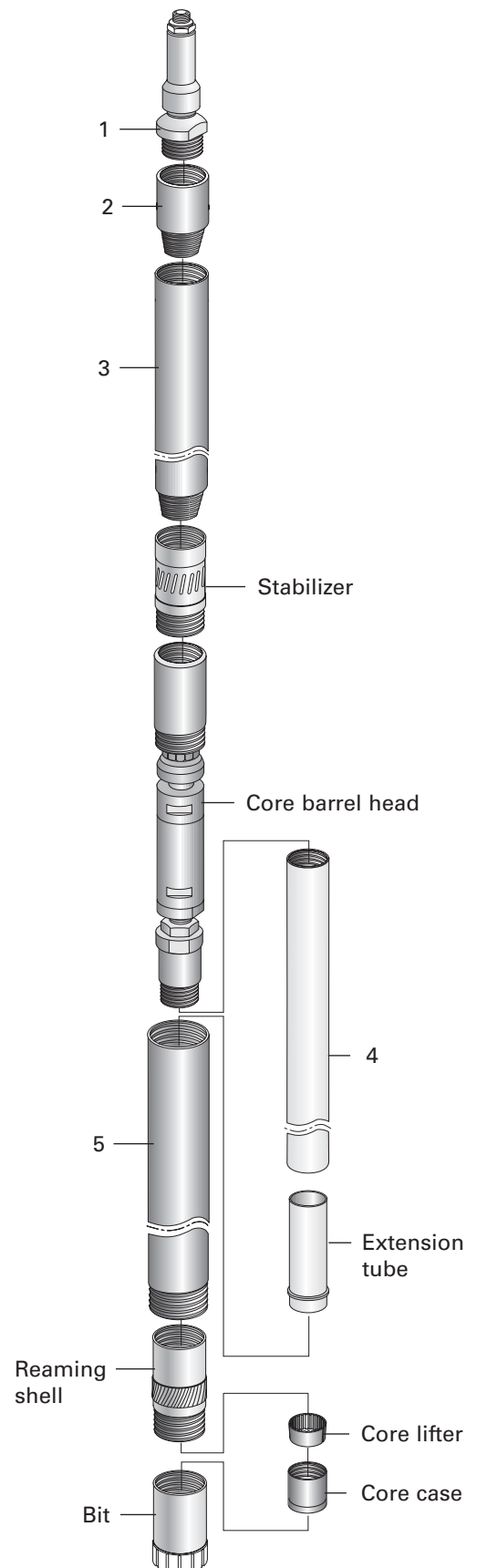
Conventional Core Barrel

101 T2

101 T2 is a thin kerf double tube core barrel for 101 mm holes and all-round applications in most types of formations where water flushing can be used.

Core Barrels		
Item	Description	Part Number
	101 T2 - Complete 1500 mm double tube core barrel box NW	8392 0232 09
	101 T2 - Complete 3000 mm double tube core barrel box NW	8392 0233 08
Water swivels		
1	Water swivel 18/0 with CR 42 mm pin	8070 0107 42
2	Sub CR 42 mm box to NW pin	3862 6392 00
2	Sub CR 42 mm to NWJ pin	3862 6677 00
1	Water swivel 25/0 with NWJ pin	8393 0815 82
2	Sub NWJ box to NW pin	3862 6635 00
Drill rods		
3	NW 70 x 500 mm drill rod	8393 0810 38
3	NW 70 x 1500 mm drill rod	8393 0810 39
3	NW 70 x 3000 mm drill rod	8393 0810 40
3	NWJ 70 x 500 mm drill rod	8393 0810 72
3	NWJ 70 x 1500 mm drill rod	8393 0810 73
3	NWJ 70 x 3000 mm drill rod	8393 0810 74
Consumables		
	Spare parts kit*	3863 1875 90
4	Inner tube, 1500 mm	3863 1849 00
4	Inner tube, 3000 mm	3863 1854 00
5	Outer tube, 1500 mm	3863 2326 00
5	Outer tube, 3000 mm	3863 2327 00
Core bits & Reaming shells, see page 60		
Accessories		
	Sub NWJ box to NW pin	3862 6635 00
	Recovery tap, 51-69 mm box NW	3862 5891 00
	Recovery tap, 87-93 mm box NW	3862 5902 00
	Full grip wrench outer tube	3869 7092 00
	Full grip wrench inner tube	3869 7091 00
	Spare parts list	6991 0916 01
	Drilling accessories	6991 0357 01

*) Kits, including descriptions, see page 47



Reaming shells CRAELIUS				Core bits CRAELIUS			
	Rock group	Design	Part Number	Rock group	Bit design	Water ways	Part Number
46 T2	1-10	Diam. surface set	8370 1754 90	10	SC10/3	8 ECF	3702 6725 00
				9	KS(S++)/3	8 CF	8370 2300 21
				8-9	SC8-9/3	8 CF	3702 6905 00
				6-8	SC6-8/3	6 CF	3702 6879 00
				4-5	SC4-5/3	6 Cf	3702 5997 00
56 T2	1-10	Diam. surface set	8370 1755 00	10	SC 10/3	10 ECF	3702 6705 00
				9	KS(S++)/3	10 CF	8370 2300 22
				8-9	SC8-9/3	10 CF	3702 6906 00
				6-8	SC6-8/3	8 CF	3702 6826 00
				4-5	SC4-5/3	8 CF	3702 6801 00
66 T2	1-10	Diam. surface set	8370 2300 50	9	KS(S++)/2	12 CF	3702 6353 00
				8	KM/2	10 CF	8370 0625 26
76 T2	1-10	Diam. surface set	8370 1755 20	10	SC 10/3	12 ECF	3702 6715 00
				9	KS(S++)/3	12 CF	8370 2300 23
				8-9	SC8-9/3	12 CF	3702 6907 00
				6-7	HM/2	12 CF	8370 0645 20
				6-8	SC6-8/3	12 CF	3702 6900 00
				4-5	SC4-5/3	12 CF	3702 6772 00
86 T2	1-10	Diam. surface set	8370 2300 51	10	SC 10/2	14 ECF	3702 6698 00
				9	KS(S++)/2	16 CF	3702 6354 00
				6-7	HM/2	12 CF	8370 0645 25
				4-5	CS4-5/2	12 CF	3702 6774 00
101 T2	1-10	Diam. surface set	8370 2300 52	10	SC10/2	15 ECF	3702 6827 00
				9	KS(S++)/2	14 CF	3702 6355 00
				6-8	KM/2	14 CF	8370 0625 59
				6-7	HM/2	14 CF	8370 0645 30
				4-5	SC4-5/2	14 CF	3702 6776 00
Additional information of Craelius Diamond Products in Catalog							6991 0352 01

Casing, see page 68. Subs, see page 72

Metric System - Nominal Measures (mm / kg)

Size	46 T2	56 T2	66 T2	76 T2	86 T2	101 T2
Hole diameter, mm	46.5	56.5	66.5	76.5	86.5	101.5
Core diameter, mm	31.7	41.7	51.7	61.7	71.7	83.7
Total length core barrel 1500 mm						
Total length core barrel 3000 mm						
Standard connection box	CR 42/AWJ	CR50/BWJ	CR 50	CR 50	CR 50	NW
Weight core barrel 1500 mm						
Weight core barrel 3000 mm						
Weight standard conn. box (kg)						

Imperial System - Nominal Measures (in / lbs)

Size	46 T2	56 T2	66 T2	76 T2	86 T2	101 T2
Hole diameter, in	1.82	2.22	2.61	3.00	3.40	3.99
Core diameter, in	1.25	1.64	2.04	2.43	2.82	3.30
Total length core barrel 1.5 m						
Total length core barrel 3.0 m						
Standard connection box	CR 42/AWJ	CR50/BWJ	CR 50	CR 50	CR 50	NW
Weight core barrel 1.5 m						
Weight core barrel 3.0 m						
Weight standard conn. box (lbs)						

Consumable kit

Core barrel consumable kit covers wearing parts and based on experience is estimated to cover 500 meters of drilling. Minimum one set is recommended to be ordered with one core barrel system but will depend on the drilling program and location of the drill site.

Consumable Kit

Description	Qty.
Core lifter	10
Core lifter case	6

Spare parts kit

Core barrel spare parts kit covers more parts than the consumable kit. The consumable parts in the spare parts kit are estimated to cover 500 meters of drilling. So additional consumable parts needs to be ordered e.g. Core lifter, Core lifter case etc. Minimum one set of spare parts kit is recommended to be ordered with one core barrel but will depend on the drilling program and location of the drill site.

Spare parts Kit

Description	Qty.
Shut-off valve	1
Spring	1
Lock nut	1
Lub. nipple	2
Ball bearing	2
Bearing	1
Seal	2
Spacer	1
Spring pin	2

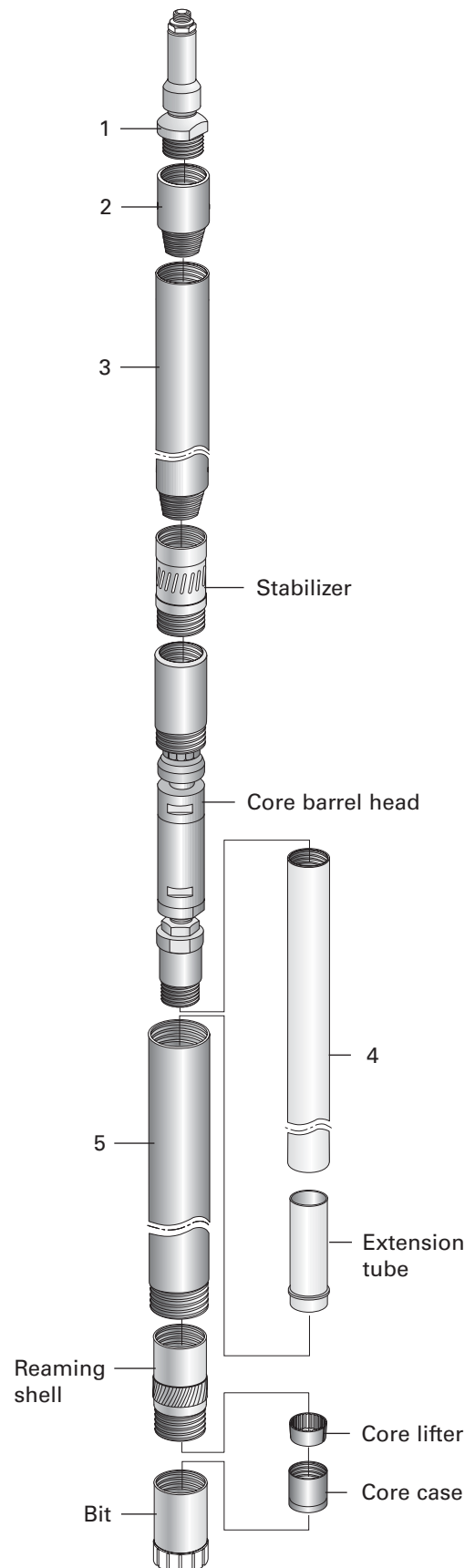
Conventional Core Barrel

76 T6

Conventional double tube core barrel for 76 mm holes. Can be used for water, mud- or air flushing.

Core Barrels		
Item	Description	Part Number
	76 T6 - Complete 1500 mm double tube core barrel box CR 50	8392 0268 14
	76 T6 - Complete 3000 mm double tube core barrel box CR 50	8392 0268 06
Water swivels		
1	Water swivel 18/0 with CR 42 mm pin	8070 0107 42
2	Sub CR 42 mm box to CR 50 pin	3862 6019 00
2	Sub CR 42 box to NWJ pin	3862 6677 00
1	Water swivel 25/0 with NWJ pin	8393 0815 82
2	Sub NWJ box to CR 50 pin	3862 6636 00
Drill rods		
3	53 x 500 mm compolite drill rod CR 50	8393 0134 07
3	53 x 1500 mm compolite drill rod CR 50	8393 0134 15
3	53 x 3000 mm compolite drill rod CR 50	8393 0134 23
3	NWJ 70 x 500 mm drill rod	8393 0810 72
3	NWJ 70 x 1500 mm drill rod	8393 0810 73
3	NWJ 70 x 3000 mm drill rod	8393 0810 74
Consumables		
	Spare parts kit*	3867 6096 90
4	Inner tube, 1500 mm	3867 6091 00
4	Inner tube, 3000 mm	3867 6092 00
5	Outer tube, 1500 mm	3867 6088 00
5	Outer tube, 3000 mm	3867 6089 00
Core bits & Reaming shells, see page 68		
Accessories		
	Sub CR 50 box to NW pin	3862 6388 00
	Sub NWJ box to NW pin	3862 6635 00
	Recovery tap, 51-69 mm box NW	3862 5891 00
	Full grip wrench outer tube	3869 7090 00
	Full grip wrench inner tube	3869 7089 00
	Spare parts list	6991 0916 01
	Drilling accessories	6991 0357 01

*) Kits, including descriptions, see page 55



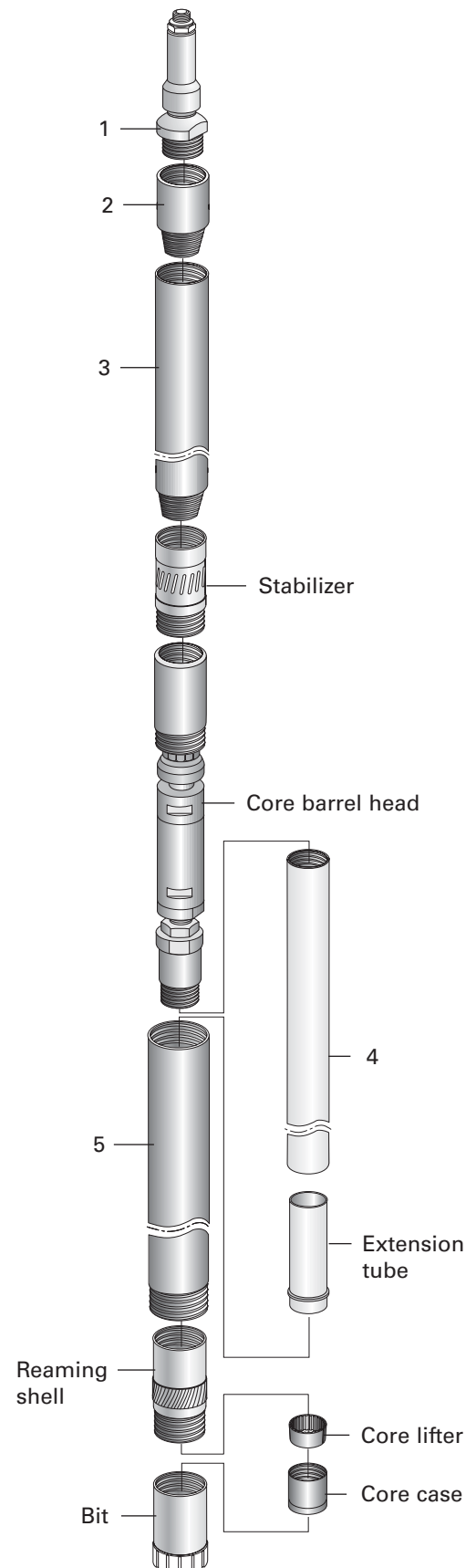
Conventional Core Barrel

86 T6

Conventional double tube core barrel for 86 mm holes. Can be used for water, mud- or air flushing.

Core Barrels		
Item	Description	Part Number
	86 T6 - Complete 1500 mm double tube core barrel box CR 50	8392 0269 13
	86 T6 - Complete 3000 mm double tube core barrel box CR 50	8392 0269 05
Water swivels		
1	Water swivel 18/0 with CR 42 mm pin	8070 0107 42
2	Sub CR 42 mm box to CR 50 pin	3862 6019 00
1	Water swivel 25/0 with NWJ pin	8393 0815 82
2	Sub NWJ box to CR 50 pin	3862 6636 00
Drill rods		
3	53 x 500 mm compolite drill rod CR 50	8393 0134 07
3	53 x 1500 mm compolite drill rod CR 50	8393 0134 15
3	53 x 3000 mm compolite drill rod CR 50	8393 0134 23
3	NWJ 70 x 500 mm drill rod	8393 0810 72
3	NWJ 70 x 1500 mm drill rod	8393 0810 73
3	NWJ 70 x 3000 mm drill rod	8393 0810 74
Consumables		
	Spare parts kit*	3867 6167 90
4	Inner tube, 1500 mm	3867 6171 00
4	Inner tube, 3000 mm	3867 6172 00
5	Outer tube, 1500 mm	3867 6168 00
5	Outer tube, 3000 mm	3867 6169 00
Core bits & Reaming shells, see page 68		
Accessories		
	Sub CR 50 box to NW pin	3862 6388 00
	Sub NWJ box to NW pin	3862 6635 00
	Recovery tap, 51-69 mm box NW	3862 5891 00
	Recovery tap, 67-81 mm box NW	3862 5900 00
	Full grip wrench outer tube	3869 7091 00
	Full grip wrench inner tube	3869 7090 00
	Spare parts list	6991 0916 01
	Drilling accessories	6991 0357 01

*) Kits, including descriptions, see page 55



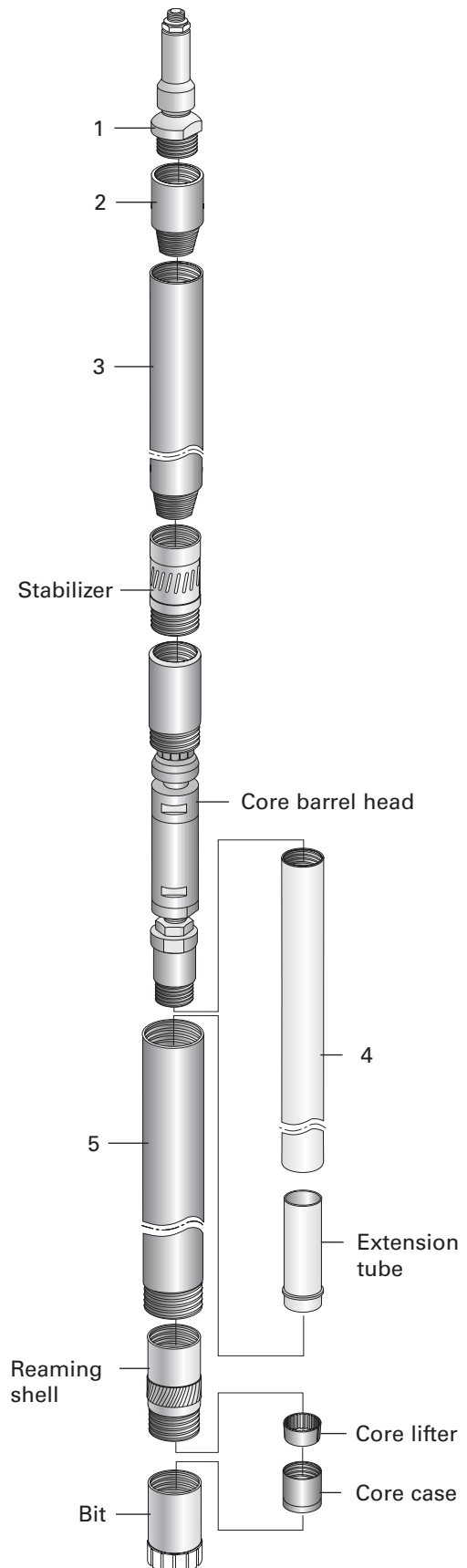
Conventional Core Barrel

101 T6

Conventional double tube core barrel for 101 mm holes. Can be used for water, mud- or air flushing.

Core Barrels		
Item	Description	Part Number
	101 T6 - Complete 1500 mm double tube core barrel box NW	8392 0270 10
	101 T6 - Complete 3000 mm double tube core barrel box NW	8392 0270 02
Water swivels		
1	Water swivel 18/0 with CR 42 mm pin	8070 0107 42
2	Sub CR 42 mm box to NW pin	3862 6392 00
2	Sub CR 42 mm box to NWJ pin	3862 6677 00
1	Water swivel 25/0 with NWJ pin	8393 0815 82
2	Sub NWJ box to NW pin	3862 6635 00
Drill rods		
3	NW 70 x 500 mm drill rod	8393 0810 38
3	NW 70 x 1500 mm drill rod	8393 0810 39
3	NW 70 x 3000 mm drill rod	8393 0810 40
3	NWJ 70 x 500 mm drill rod	8393 0810 72
3	NWJ 70 x 1500 mm drill rod	8393 0810 73
3	NWJ 70 x 3000 mm drill rod	8393 0810 74
Consumables		
	Spare parts kit*	3867 6256 90
4	Inner tube, 1500 mm	3867 6251 00
4	Inner tube, 3000 mm	3867 6252 00
5	Outer tube, 1500 mm	3867 6248 00
5	Outer tube, 3000 mm	3867 6249 00
Core bits & Reaming shells, see page 68		
Accessories		
	Sub CR 50 box to NW pin	3862 6388 00
	Sub NWJ box to NW pin	3862 6635 00
	Recovery tap, 51-69 mm box NW	3862 5891 00
	Recovery tap 87-93 mm box NW	3862 5902 00
	Full grip wrench outer tube	3869 7092 00
	Full grip wrench inner tube	3869 7091 00
	Spare parts list	6991 0916 01
	Drilling accessories	6991 0357 01

*) Kits, including descriptions, see page 55



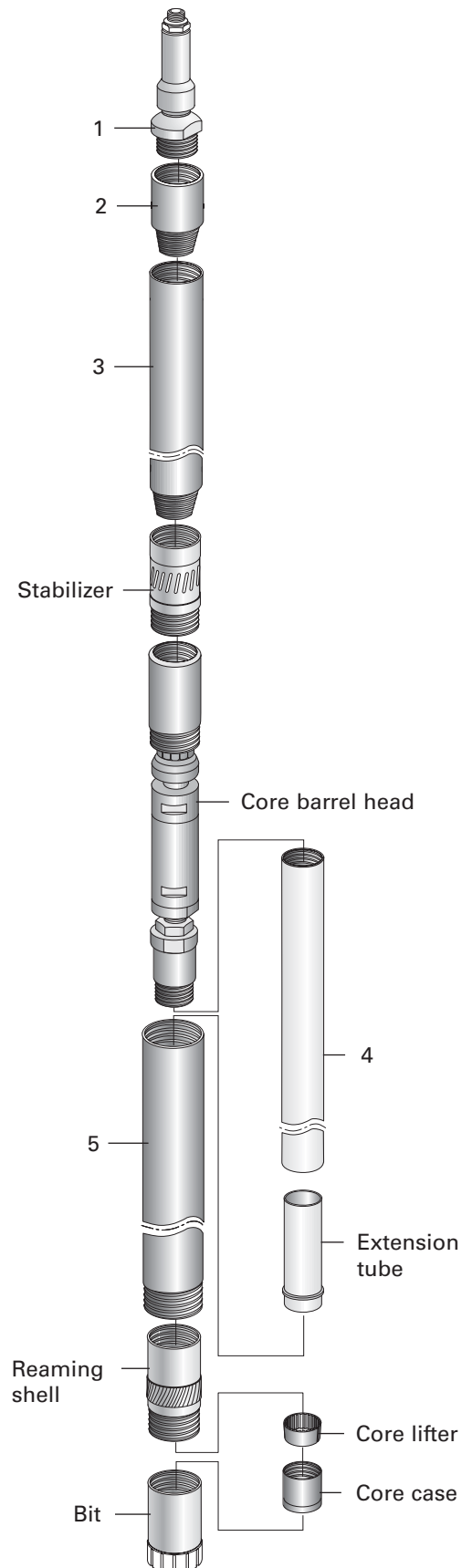
Conventional Core Barrel

116 T6

Conventional double tube core barrel for 116 mm holes. Can be used for water, mud- or air flushing.

Core Barrels		
Item	Description	Part Number
	116 T6 - Complete 1500 mm double tube core barrel box NW	8392 0271 19
	116 T6 - Complete 3000 mm double tube core barrel box NW	8392 0271 01
Water swivels		
1	Water swivel WS 25/0 with NWJ pin	8393 0815 82
2	Sub NWJ box to NW pin	3862 6635 00
Drill rods		
3	NW 70 x 500 mm drill rod	8393 0810 38
3	NW 70 x 1500 mm drill rod	8393 0810 39
3	NW 70 x 3000 mm drill rod	8393 0810 40
3	NWJ 70 x 500 mm drill rod	8393 0810 72
3	NWJ 70 x 1500 mm drill rod	8393 0810 73
3	NWJ 70 x 3000 mm drill rod	8393 0810 74
Consumables		
	Spare parts kit*	3867 6336 90
4	Inner tube, 1500 mm	3867 6342 00
4	Inner tube, 3000 mm	3867 6343 00
5	Outer tube, 1500 mm	3867 6328 00
5	Outer tube, 3000 mm	3867 6329 00
Core bits & Reaming shells, see page 68		
Accessories		
	Sub NWJ box to NW pin	3862 6635 00
	Recovery tap, 51-69 mm box NW	3862 5891 00
	Recovery tap, 100-105 mm box NW	3862 5904 00
	Full grip wrench outer tube	3869 7093 00
	Full grip wrench inner tube	3869 7092 00
	Spare parts list	6991 0916 01
	Drilling accessories	6991 0357 01

*) Kits, including descriptions, see page 55



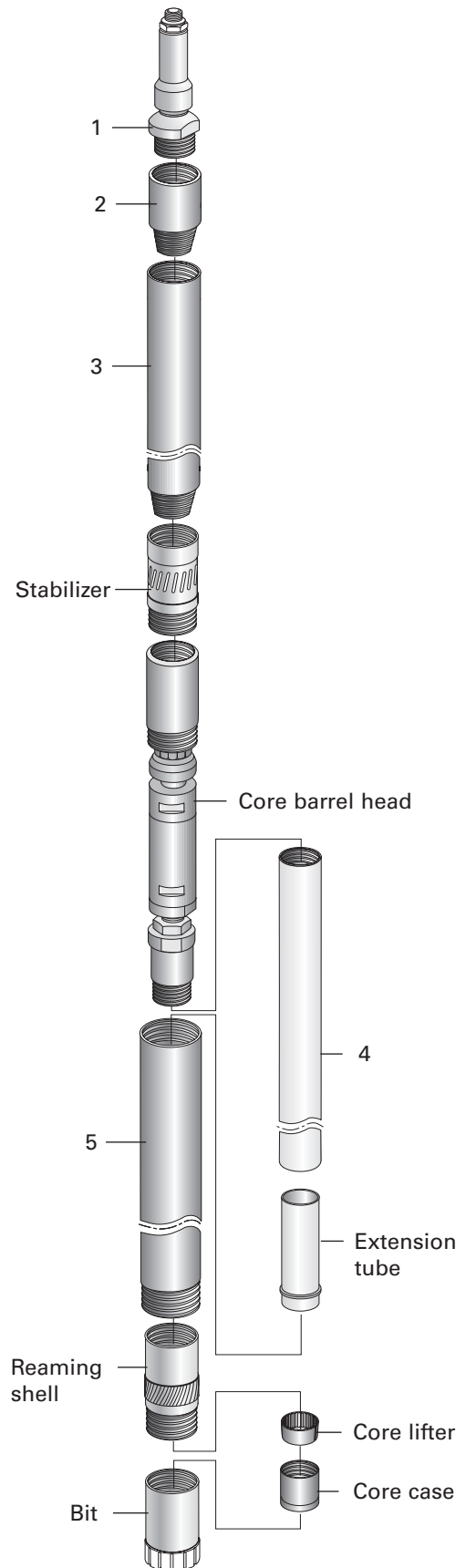
Conventional Core Barrel

131 T6

Conventional double tube core barrel for 131 mm holes. Can be used for water, mud- or air flushing.

Core Barrels		
Item	Description	Part Number
	131 T6 - Complete 1500 mm double tube core barrel box NW	8392 0272 18
	131 T6 - Complete 3000 mm double tube core barrel box NW	8392 0272 00
Water swivels		
1	Water swivel WS 25/0 with NWJ pin	8393 0815 82
2	Sub NWJ box to NW pin	3862 6635 00
Drill rods		
3	NW 70 x 500 mm drill rod	8393 0810 38
3	NW 70 x 1500 mm drill rod	8393 0810 39
3	NW 70 x 3000 mm drill rod	8393 0810 40
3	NWJ 70 x 500 mm drill rod	8393 0810 72
3	NWJ 70 x 1500 mm drill rod	8393 0810 73
3	NWJ 70 x 3000 mm drill rod	8393 0810 74
Consumables		
	Spare parts kit*	3867 6420 90
4	Inner tube, 1500 mm	3867 6427 00
4	Inner tube, 3000 mm	3867 6428 00
5	Outer tube, 1500 mm	3867 6412 00
5	Outer tube, 3000 mm	3867 6413 00
Core bits & Reaming shells, see page 68		
Accessories		
	Sub NWJ box to NW pin	3862 6635 00
	Recovery tap, 51-69 mm box NW	3862 5891 00
	Recovery tap, 114-120 mm box NW	3862 5906 00
	Full grip wrench outer tube	3869 7094 00
	Full grip wrench inner tube	3869 7093 00
	Spare parts list	6991 0916 01
	Drilling accessories	6991 0357 01

*) Kits, including descriptions, see page 55



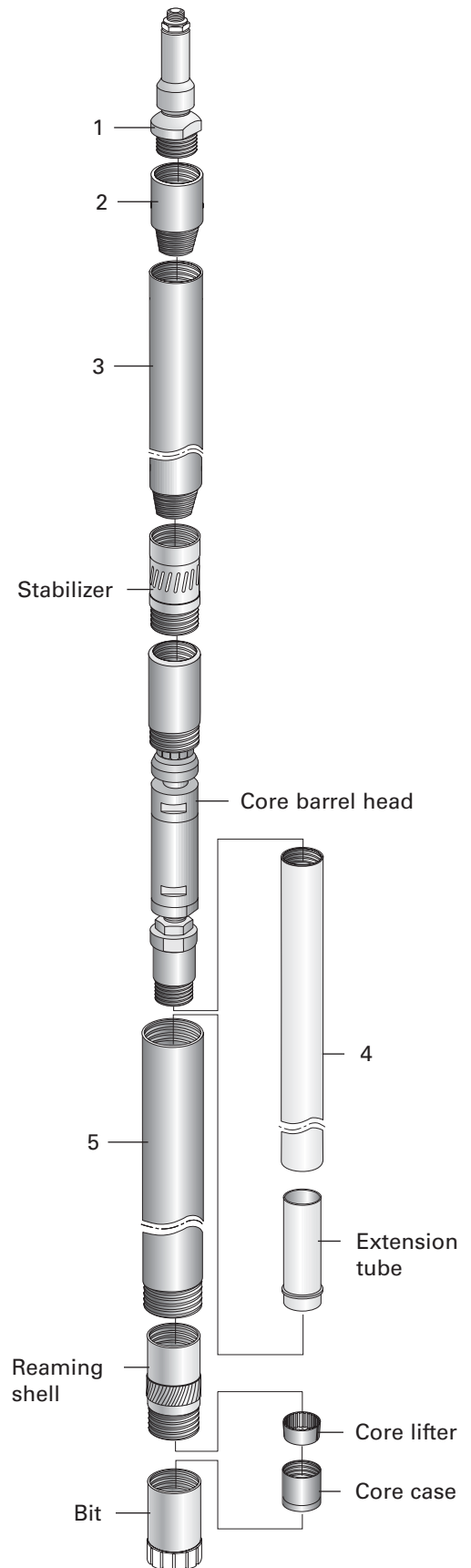
Conventional Core Barrel

146 T6

Conventional double tube core barrel for 146 mm holes. Can be used for water, mud- or air flushing.

Core Barrels		
Item	Description	Part Number
	146 T6 - Complete 1500 mm double tube core barrel box NW	8392 0273 17
	146 T6 - Complete 3000 mm double tube core barrel box NW	8392 0273 09
Water swivels		
1	Water swivel WS 25/0 with NWJ pin	8393 0815 82
2	Sub NWJ box to NW pin	3862 6635 00
Drill rods		
3	NW 70 x 500 mm drill rod	8393 0810 38
3	NW 70 x 1500 mm drill rod	8393 0810 39
3	NW 70 x 3000 mm drill rod	8393 0810 40
3	NWJ 70 x 500 mm drill rod	8393 0810 72
3	NWJ 70 x 1500 mm drill rod	8393 0810 73
3	NWJ 70 x 3000 mm drill rod	8393 0810 74
Consumables		
	Spare parts kit*	3867 6496 90
4	Inner tube, 1500 mm	3867 6502 00
4	Inner tube, 3000 mm	3867 6503 00
5	Outer tube, 1500 mm	3867 6488 00
5	Outer tube, 3000 mm	3867 6489 00
Core bits & Reaming shells, see page 68		
Accessories		
	Sub NWJ box to NW pin	3862 6635 00
	Recovery tap, 51-69 mm box NW	3862 5891 00
	Recovery tap, 125-134 mm box NW	3862 5908 00
	Full grip wrench outer tube	3869 7095 00
	Full grip wrench inner tube	3869 7094 00
	Spare parts list	6991 0916 01
	Drilling accessories	6991 0357 01

*) Kits, including descriptions, see page 55



Reaming shells CRAELIUS				Core bits CRAELIUS			
	Rock group	Design	Part Number	Rock group	Bit design	Water ways	Part Number
76 T6	1-10	Diam. surface set	8370 2300 62	6-7	HM/2	8CF	3702 6306 00
					1-4	CRB	CF8372 0133 11
86 T6	1-10	Diam. surface set	8370 2300 63	6-7	HM/2	9CF	3702 6283 00
					4-6	30/50 S	CF8370 0686 22
					1-4	Corborit	CF8372 0134 10
101 T6	1-10	Diam. surface set	8370 2300 64	8-9	KS(SH)/2	10CF	3702 6474 00
				6-7	HM/2	10CF	3702 6284 00
				4-5	SC4-5/2	10CF	3702 6652 00
				1-4	Corborit	CF	8372 0135 19
116 T6	1-10	Diam. surface set	8370 2300 65	10	SC10/2	14ECF	3702 6868 00
				8-9	SC8-9/2	14CF	3702 6913 00
				6-7	HM/2	11CF	3702 6596 00
				1-4	Corborit	CF	8372 0136 18
131 T6	1-10	Diam. surface set	8370 2300 66	6-7	HM/2	12CF	3702 6310 00
				4-6	20/25 S	CF	8370 0663 86
				1-4	Corborit	CF	8372 0137 17
146 T6	1-10	Diam. surface set	8370 2300 67	6-7	HM/2	10CF	3702 6311 00
				4-6	20/25 S	CF	8370 0663 94
				1-4	Corborit	CF	8372 0138 16
Additional information of Craelius Diamond Products in Catalog							6991 0352 01

Casing, see page 68. Subs, see page 72

Metric System - Nominal Measures (mm / kg)

Size	76 T6	86 T6	101 T6	116 T6	131 T6	146 T6
Hole diameter, mm	76.5	86.5	101.5	116.5	131.5	146.5
Core diameter, mm	57.0	67.0	79.0	93.0	108.0	123.0
Total length core barrel 1500 mm						
Total length core barrel 3000 mm						
Standard connection box	CR 50	CR50	NW	NW	NW	NW
Weight core barrel 1500 mm						
Weight core barrel 3000 mm						
Weight standard conn. box (kg)						

Imperial System - Nominal Measures (in / lbs)

Size	76 T6	86 T6	101 T6	116 T6	131 T6	146 T6
Hole diameter, in	3.00	3.40	3.99	4.58	5.17	5.76
Core diameter, in	2.24	2.64	3.11	3.66	4.25	4.84
Total length core barrel 1.5 m						
Total length core barrel 3.0 m						
Standard connection box	CR 50	CR50	NW	NW	NW	NW
Weight core barrel 1.5 m						
Weight core barrel 3.0 m						
Weight standard conn. box (lbs)						

Consumable kit

Core barrel consumable kit covers wearing parts and based on experience is estimated to cover 500 meters of drilling. Minimum one set is recommended to be ordered with one core barrel system but will depend on the drilling program and location of the drill site.

Consumable Kit

Description	Qty.
Core lifter	10
Core lifter case	6

Spare parts kit

Core barrel spare parts kit covers more parts than the consumable kit. The consumable parts in the spare parts kit are estimated to cover 500 meters of drilling. So additional consumable parts needs to be ordered e.g. Core lifter, Core lifter case etc. Minimum one set of spare parts kit is recommended to be ordered with one core barrel but will depend on the drilling program and location of the drill site.

Spare parts Kit

Description	Qty.
Shut-off valve	1
Spring	1
Lock nut	1
Lub. nipple	2
Ball bearing	2
Bearing	1
Seal	2
Spacer	1
Spring pin	2

Conventional Single Core Barrel 46 B, 56 B, 66 B

The B- Single tube is suitable for drilling straight hole e.g. grout hole drilling when no core examination is of less importance or for concrete drilling. The system is based upon the metric casing and can be extended one length or more by adding a casing.

46 B Core Barrels

Item	Description	Part Number
	46 B - Complete 1500 mm single tube core barrel box CR 42	8393 0814 29
	46 B - Complete 3000 mm single tube core barrel box CR 42	8393 0814 30
1	Core barrel head, CR 42 box/ 44 mm casing pin	8393 0814 21
2	44/37 x 500 mm casing	8393 8101 09
2	44/37 x 1500 mm casing	8393 8102 08
2	44/37 x 3000 mm casing	8393 8103 07
3	Reaming shell blank	3702 6273 00
4	Core lifter	3863 7201 00

56 B Core Barrels

	56 B - Complete 1500 mm single tube core barrel box CR 50	8393 0814 32
	56 B - Complete 3000 mm single tube core barrel box CR 50	8393 0814 33
1	Core barrel head, CR 50 box/ 54 mm casing pin	8393 0814 22
2	54x47 x 500 mm casing	8393 8105 05
2	54x47 x 1500 mm casing	8393 8106 04
2	54x47 x 3000 mm casing	8393 8107 03
3	Reaming shell blank	3702 6261 00
4	Core lifter	3863 7202 00

66 B Core Barrels

	66 B - Complete 1500 mm single tube core barrel box CR 50	8393 0814 35
	66 B - Complete 3000 mm single tube core barrel box CR 50	8393 0814 36
1	Core barrel head, CR 50 box/ 64 mm Casing pin	8393 0814 23
2	64/57 x 500 mm Casing	8393 8109 01
2	64/57 x 1500 mm Casing	8393 8110 08
2	64/57 x 3000 mm Casing	8393 8111 07
3	Reaming shell blank	3702 6274 00
4	Core lifter	3863 7203 00

Core bits & Reaming shells, see page 73


	Drill rods & Casing catalog	6991 0353 01
--	-----------------------------	---------------------



Conventional Single Core Barrel 76 B, 86 B, 101 B

The B- Single tube is suitable for drilling straight hole e.g. grout hole drilling when no core examination is of less importance or for concrete drilling. The system is based upon the metric casing and can be extended one length or more by adding a casing.

76 B Core Barrels		
Item	Description	Part Number
	76 B - Complete 1500 mm single tube core barrel box NWJ	8393 0814 38
	76 B - Complete 3000 mm single tube core barrel box NWJ	8393 0814 39
1	Core barrel head, NWJ box/ 74 mm Casing pin	8393 0814 24
2	74/67 x 500 mm Casing	8393 8113 05
2	74/67 x 1500 mm Casing	8393 8114 04
2	74/67 x 3000 mm Casing	8393 8115 03
3	Reaming shell blank	3702 6262 00
4	Core lifter	3863 7211 00
86 B Core Barrels		
	86 B - Complete 1500 mm single tube core barrel box NWJ	8393 0814 41
	86 B - Complete 3000 mm single tube core barrel box NWJ	8393 0814 42
1	Core barrel head, NWJ box/ 84 mm Casing pin	8393 0814 25
2	84/77 x 500 mm Casing	8393 8117 01
2	84/77 x 1500 mm Casing	8393 8118 00
2	84/77 x 3000 mm Casing	8393 8119 09
3	Reaming shell blank	3702 6275 00
4	Core lifter	3863 7212 00
101 B Core Barrels		
	101 B - Complete 1500 mm single tube core barrel box NWJ	8393 0814 44
	101 B - Complete 3000 mm single tube core barrel box NWJ	8393 0814 45
1	Core barrel head, NWJ box/ 98 mm Casing pin	8393 0814 26
2	98/89 x 500 mm casing	8393 8121 05
2	98/89 x 1500 mm casing	8393 8122 04
2	98/89 x 3000 mm casing	8393 8123 03
3	Reaming shell blank	3702 6276 00
4	Core lifter	3863 7213 00
Core bits & Reaming shells, see page 73		
	Drill rods & Casing catalog	6991 0353 01



Conventional Single Core Barrel 116 B, 131 B, 146 B

The B- Single tube is suitable for drilling straight hole e.g. grout hole drilling when no core examination is of less importance or for concrete drilling. The system is based upon the metric casing and can be extended one length or more by adding a casing.

116 B Core Barrels

Item	Description	Part Number
	116 B - Complete 1500 mm single tube core barrel box NWJ	8393 0823 31
1	Core b. head, NWJ box, 113 mm casing pin	8393 0823 59
2	113/104 x 500 mm casing	8393 8125 01
2	113/104 x 1500 mm casing	8393 8126 00
2	113/104 x 3000 mm casing	8393 8127 09
3	Reaming shell blank	8393 0821 00
4	Core lifter	3863 7214 00

131 B Core Barrels


	131 B - Complete 1500 mm single tube core barrel box NWJ	8393 0823 32
1	Core b. head, NWJ box 128 mm casing pin	8393 0823 57
2	128/119 x 500 mm casing	8393 8129 07
2	128/119 x 1500 mm casing	8393 8130 04
2	128/119 x 3000 mm casing	8393 8131 03
3	Reaming shell blank	8393 0821 01
4	Core lifter	3863 7224 00

146 B Core Barrels

	146 B - Complete 1500 mm single tube core barrel box NWJ	8393 0823 33
1	Core b. head, NWJ box 143 mm casing pin	8393 0823 58
2	143/134 x 500 mm casing	8393 8133 01
2	143/134 x 1500 mm casing	8393 8134 00
2	143/134 x 3000 mm casing	8393 8135 09
3	Reaming shell blank	8393 0822 58
4	Core lifter	3863 7225 00

Core bits & Reaming shells, see page 73

	Drill rods & Casing catalog	6991 0353 01
--	-----------------------------	---------------------



Reaming shells CRAELIUS				Core bits CRAELIUS			
	Rock group	Design	Part Number	Rock group	Bit design	Water ways	Part Number
46 B	1-10	Diam. surface set	3702 6540 00	5-7	HM/2	6CF	8370 0222 30
				1-4	Corborit	CF	8372 0308 00
56 B	1-10	Diam. surface set	3702 6541 00	6-7	HM/2	8CF	8370 0222 40
				1-4	Corborit	CF	8372 0319 09
66 B	1-10	Diam. surface set	3702 6542 00	6-7	HM/2	10CF	8370 0222 50
				1-4	Corborit	CF	8372 0320 06
76 B	1-10	Diam. surface set		6-7	HM/2	12CF	8370 0222 60
				1-4	Corborit	CF	8372 0321 05
86 B	1-10	Diam. surface set	3702 6544 00	6-7	HM/2	12CF	8370 0222 70
				1-4	Corborit	CF	8372 0322 04
101 B	1-10	Diam. surface set	3702 6545 00	6-7	HM/2	14CF	8370 0222 80
				1-4	TCI		8372 0307 03
116 B	1-10	Diam. surface set	3702 6744 00	6-7	HM/2	16CF	8370 0222 90
				1-4	Corborit	CF	8372 0324 02
131 B	1-10	Diam. surface set	3702 6821 00	6-7	HM/2	16CF	8370 0223 00
				1-4	Corborit	CF	8372 0325 01
146 B	1-10	Diam. surface set	3702 6817 00	6-7	HM/2	18CF	8370 0223 10
				1-4	Corborit	CF	8372 0326 00
Additional information of Craelius Diamond Products in Catalog							6991 0352 01

Casing, see page 81. Subs, see page 85

Metric System - Nominal Measures (mm / kg)

Size	46 B	56 B	66 B	76 B	86 B	101 B	116 B	131 B	146 B
Hole diameter, mm	46.5	56.5	66.5	76.5	86.5	101.5	116.5	131.5	146.5
Core diameter, mm	31.7	41.7	51.7	61.7	71.7	86.7	101.7	116.7	131.7
Total length core barrel 1500 mm									
Total length core barrel 3000 mm									
Standard connection									
Weight core barrel 1500 mm									
Weight core barrel 3000 mm									
Weight std. connection box (kg)									

Imperial System - Nominal Measures (in / lbs)

Size	46 B	56 B	66 B	76 B	86 B	101 B	116 B	131 B	146 B
Hole diameter, in"	1.82	2.22	2.61	3.0	3.40	3.99	4.58	5.17	5.76
Core diameter, in"	1.25	1.64	2.04	2.43	2.82	3.41	4.0	4.56	5.19
Total length core barrel 1500 mm									
Total length core barrel 3000 mm									
Standard connection box									
Weight core barrel 1500 mm									
Weight core barrel 3000 mm									
Weight std. connection box (kg)									

4

Wireline

Drill Rods

Flush jointed

Wireline Drill Rods

ATW-Series thin wall wire line drill rods. High quality carbon steel with superior yield and ultimate strength. Wear indicator groove and pin thread is surface threaded for easy joining and long life.

K-Series wire line drill rods, thread connection K(Q), high quality carbon steel with superior yield and ultimate strength. (Wear indicator groove and pin thread is surface threaded for easy joining and long life).

G-Series high quality wire line drill rods.

Size	Length		Part number (ft)	Weight		Rods bundle
	(mm)			kg	lb	
A, ATW (AGM) Thin wall OD 44.5 mm / 1.75 in ID 36.8 mm / 1.44 in	500	1.54	8393 0810 06	1.9	4.2	37
	1500	4.6	8393 0810 18	5.9	13.0	37
	3000	9.1	8393 0810 19	11.6	25.6	37
B, BTW (BGM) Thin wall OD 56.5 mm / 2.22 in ID 48.8 mm / 1.92 in	500	1.54	8393 0810 05	2.5	5.5	24
	1500	4.6	8393 0810 22	7.7	17.0	24
	3000	9.1	8393 0810 17	15.2	33.5	24
A, AK (AQ) OD 44.5 mm / 1.78 in ID 34.9 mm / 1.37 in	500	1.54	8393 0815 63	2.4	5.29	37
	1500	4.6	8393 0609 45	7.0	15.4	37
	3000	9.1	8393 0610 18	14.3	31.5	37
B, BK (BQ) OD 55.6 mm / 2.22 in ID 46.0 mm / 1.81 in	500	1.54	8393 0810 69	3.5	7.7	24
	1500	4.6	8393 0611 33	8.9	19.6	24
	3000	9.1	8393 0612 24	17.9	39.5	24
N, NK (NQ) OD 69.9 mm / 2.75 in ID 60.3 mm / 2.37 in	500	1.54	8393 0810 70	3.8	8.4	24
	1500	4.6	8393 0613 56	11.7	25.8	24
	3000	9.1	8393 0614 22	22.9	50.4	24
H, HK (HQ) OD 88.9 mm / 3.5 in ID 77.8 mm / 3.06 in	500	1.54	8393 0810 71	5.8	12.8	19
	1500	4.6	8393 0615 54	17.7	39	19
	3000	9.1	8393 0616 12	34.8	76.7	19
P, PG OD 117.5 mm / 4.62 in ID 103.2 mm / 4.06 in	500	1.54	8393 0810 11	10.0	22.0	10
	1500	4.6	8393 0810 12	29.5	65.0	10
	3000	9.1	8393 0810 13	55.8	123.0	10
S, SG OD 139.7 mm / 5.5 in ID 125.5 mm / 4.94 in	500	1.54	8393 0528 00	12.0	26.4	10
	1500	4.6	8393 0528 20	35.0	77.1	10
	3000	9.1	8393 0528 30	71.3	157.2	10

Q is a registered trade mark of Boart Longyear International Holdings

Heat treated

Wireline Drill Rods

Heat treated wire line drill rods. Flush jointed, parallel wall, wire line drill rods are manufactured from high grade carbon steel alloy. Through wall heat treatment (Except PT) of box and pin ends gives superior tool joint strength and wear resistance.

O-Series K and Q comparable.

T Series have heavy duty "Tuff" thread.

OTW Series are thin wall rod and are GM and TW compatible.

TT Series are thin wall rod with heavy duty "Tuff" thread.

Size	Length		O-Series	T-Series	OTW-Series	TT-Series	Weight	
	m	ft	Part number	Part number	Part number	Part number	kg	lbs
A OD 44.5 mm ID 34.9 mm OD 1 3/4" ID 1 3/8"	0.6		3760 0034 35	3760 0000 12			1.8	
	1.5		3760 0012 46	3760 0000 00			6.8	
	3.0		3760 0012 47	3760 0000 01			13.9	
		2.0	3760 0012 43	3760 0012 15				5.9
		5.0	3760 0012 44	3760 0012 16				15.7
		10.0	3760 0012 45	3760 0012 17				31.4
A Thin wall OD 44.5 mm ID 36.8 mm OD 1 3/4" ID 1.449"	0.6					3760 0006 07	2.4	
	1.5				3760 0060 94	3760 0006 08	5.9	
	3.0				3760 0060 95	3760 0006 09	11.8	
		2				3760 0006 06		5.2
		5			3760 0060 96	3760 0006 05		13.0
		10			3760 0060 97	3760 0006 04		26.0
B OD 55.6 mm ID 46.0 mm OD 2 3/16" ID 1 13/16"	0.6		3760 0034 36	3760 0012 23			3.5	
	1.5		3760 0012 50	3760 0012 24			8.9	
	3.0		3760 0012 51	3760 0012 25			17.9	
		2	3760 0034 37	3760 0012 20				7.8
		5	3760 0012 48	3760 0012 21				20.1
		10	3760 0012 49	3760 0012 22				40.
B Thin wall OD 56.5 mm ID 48.8 mm OD 2.225" ID 1.921"	0.6					3760 0004 04	3.1	
	1.5				3760 0061 20	3760 0004 03	7.	
	3.0				3760 0061 21	3760 0004 02	15.3	
		2				3760 0004 01		6.8
		5			3760 0061 22	3760 0004 00		16.8
		10			3760 0061 23	3760 0003 99		33.8
N OD 69.9 mm ID 60.3 mm OD 2 3/4" ID 2 3/8"	0.6		3760 0034 40	3760 0012 29			4.3	
	1.5		3760 0012 54	3760 0012 30			11.4	
	3.0		3760 0012 55	3760 0012 31			22.9	
		2	3760 0034 41	3760 0012 26				9.7
		5	3760 0012 52	3760 0012 27				25.7
		10	3760 0012 53	3760 0012 28				51.4
H OD 88.9 mm ID 77.8 mm OD 3 1/2" ID 3 1/16"	0.6		3760 0034 38	3760 0012 35			6.7	
	1.5		3760 0012 58	3760 0012 36			17.1	
	3.0		3760 0012 59	3760 0012 37			34.2	
		2	3760 0034 39	3760 0012 32				15.6
		5	3760 0012 56	3760 0012 33				38.
		10	3760 0012 57	3760 0012 34				76.7
P OD 114.3 mm/4 1/2" ID 101.6 mm/4"	0.6			3760 0012 38			10.1	
	1.5			3760 0012 39			25.4	
	3.0			3760 0012 40			56.0	

Q is a registered trade mark of Boart Longyear International Holdings

5

Conventional Drill Rods

Conventional Drill Rods

The steel rods are manufactured in high quality steel. The drill rods comprises a parallel wall blank tube with friction welded couplings. The couplings have a higher quality material than the mid body. The result is a lighter rod with the end piece material offering an increased wear resistance and higher strength in the threaded connections.

The BWJ and NWJ drill rods are with tapered/conical threads which are easier to make and break than cylindrical threads.

Compolite drill rods

Description	Part number	Part number	Part number	Thread - Connection	Weight kg 3000 mm	Rods Bundle
	Length 500 mm	Length 1500 mm	Length 3000 mm			
43 mm Compolite drill rod	8393 0133 08	8393 0133 16	8393 0133 24	CR 42	10.2	37
AW 43 Compolite drill rod	8393 0265 32	8393 0265 40	8393 0265 57	AW	11.0	37
AWJ 43 Compolite drill rod	8393 0810 27	8393 0282 50	8393 0282 60	AWJ	11.0	37
AWJ Compolite drill rod	8393 0811 66	8393 0811 67	8393 0811 68	AWJ	12.0	37
53 mm Compolite drill rod	8393 0134 07	8393 0134 15	8393 0134 23	CR 50	14.1	24
BW 53 Compolite drill rod	8393 0283 40	8393 0283 50	8393 0283 60	BW	15.0	24
BWJ 53 Compolite drill rod	8393 0810 30	8393 0810 29	8393 0810 28	BWJ	15.0	24

The compolite drill rods are manufactured in high quality steel. The drill rods uses a thinner blank tube compared to standard steel drill rods giving a lighter weight drill rod, almost the same weight as for aluminium drill rods.

The drill rods are available in 43-53 mm or in A-B sizes.

The AWJ43, AWJ and BWJ53 are drill rods with tapered/conical threads which are easier to make and break than cylindrical threads.

Steel drill rods

Description	Part number	Part number	Part number	Thread - Connection	Weight kg 3000 mm	Rods Bundle
	Length 500 mm	Length 1500 mm	Length 3000 mm			
BWJ 55 drill rod	8393 0812 12	8393 0812 13	8393 0812 14	BWJ	18.4	24
NW 70 drill rod	8393 0810 38	8393 0810 39	8393 0810 40	NW	24.4	24
NWJ 70 drill rod	8393 0810 72	8393 0810 73	8393 0810 74	NWJ	24.4	24

The aluminium drill rods are manufactured in excellent quality and hardened to a very high tensile strength with glued steel couplings. The main advantage for using aluminium drill rods is when the hole depth is limited based on the pulling capacity of the drill rig.

The aluminium drill rods are available in 43-53 mm or AWJ43 -BWJ53.

Aluminium drill rods with glued steel couplings

Description	Part number	Part number	Part number	Thread - Connection	Weight kg 3000 mm	Rods Bundle
	Length 500 mm	Length 1500 mm	Length 3000 mm			
43 mm Aluminium drill rod	8393 0305 00	8393 0306 09	8393 0307 08	CR 42	7.4	37
53 mm Aluminium drill rod	8393 0309 06	8393 0310 03	8393 0311 02	CR 50	12.0	24
AWJ 43 Aluminium drill rod	8393 0812 80	8393 0812 81	8393 0812 82	AWJ	7.4	37
BWJ 53 Aluminium drill rod	8393 0812 83	8393 0812 84	8393 0812 85	BWJ	12.0	24

6

Casings

Casing subs/Casing/Casings shoes

The casing tubes are manufactured in DCDMA standards. They are all of the flush-joint type. The casing is made in high quality steel. The range of casing tubes extends from AW to PW + SGW which is interchangeable with SW.

Subs		DCDMA Casing Right hand thread				Casing shoes Impregnated	
Drill rod box to casing pin	Part number	Size	Length mm	Part Number	Weight kg lbs		Part Number
AK / AW	3862 6481 00	AW OD 57.4 mm ID 48.6 mm	500	8393 8261 05	2.8	6.2	8370 1786 86
			1500	8393 8262 04	8.3	18.3	"
			3000	8393 8263 03	16.7	36.8	"
BK / BW	3862 6498 00	BW OD 73.2 mm ID 60.5 mm	500	8393 8264 02	5.2	11.5	8370 1786 94
			1500	8393 8265 01	15.7	34.6	"
			3000	8393 8266 00	31.4	69.2	"
NK / NW	3702 2871 00	NW OD 89.1 mm ID 76.4 mm	500	8393 8267 09	6.5	14.3	8370 1787 02
			1500	8393 8268 08	19.4	42.7	"
			3000	8393 8269 07	38.9	85.7	"
HK / HW	3862 6473 00	HW OD 114.4 mm ID 101.6 mm	500	8393 8270 04	8.5	18.7	8370 1787 10
			1500	8393 8271 03	25.4	56.0	"
			3000	8393 8272 02	50.7	111.8	"
NWJ / PW	8393 0824 67	PW OD 139.7 mm ID 125.5 mm	500	8393 8276 08	11.6	25.6	8370 1791 89
			1500	8393 8276 16	34.9	76.9	"
			3000	8393 8276 57	69.7	153.6	"
NWJ / SGW	8393 0824 68	SGW OD 168.3 mm ID 155.7 mm	500	8393 0810 80	12.5	27.5	8370 1791 97
			1500	8393 0810 81	37.5	82.7	"
			3000	8393 0810 82	75.0	165.3	"

Casing subs/Casing/Casings shoes

Metric casing tubes are thinner than the American standard tubes, but offer instead several additional dimensions within the diameter range. This means less reduction of hole diameter when the hole is cased.

Adapters		Metric Casing Right hand thread					Casing shoes Impregnated
Drill rod box to casing pin	Part number	Size	Length mm	Part Number	Weight kg lbs		Part Number
CR 42 / 44x37	3862 6452 00	44 x 37 Casing OD 44.4 mm ID 37.4 mm	500	8393 8101 09	1.8	3.96	8370 1789 26
			1500	8393 8102 08	5.4	11.9	
			3000	8393 8103 07	10.7	23.6	
CR 50 / 54x37	3862 6457 00	54 x 47 Casing OD 54.4 mm ID 47.4 mm	500	8393 8105 05	2.2	4.9	8370 1787 28
			1500	8393 8106 04	6.6	14.6	
			3000	8393 8107 03	13.2	29.1	
CR 50 / 64x57	3862 6458 00	64 x 57 Casing OD 64.5 mm ID 57.5 mm	500	8393 8109 01	2.6	5.7	8370 1787 36
			1500	8393 8110 08	7.9	17.4	
			3000	8393 8111 07	15.8	34.8	
NWJ / 74x67	8393 0814 24	74 x 67 Casing OD 74.5 mm ID 67.5 m	500	8393 8113 05	3.0	6.6	8370 1787 44
			1500	8393 8114 04	9.2	20.3	
			3000	8393 8115 03	18.4	40.6	
NWJ / 84x77	8393 0814 25	84 x 77 Casing OD 84.5 mm ID 77.5 mm	500	8393 8117 01	3.5	7.7	8370 1787 51
			1500	8393 8118 00	10.5	23.6	
			3000	8393 8119 09	21.0	46.3	
NWJ / 98x89	8393 0814 26	98 x 89 Casing OD 98.2 mm ID 89.2 mm	500	8393 8121 05	5.2	11.5	8370 1787 69
			1500	8393 8122 04	15.75	34.7	
			3000	8393 8123 03	31.2	68.8	
NWJ / 113x104	8393 0823 59	113 x 104 Casing OD 113.5 mm ID 103.6 mm	500	8393 8125 01	6.6	14.6	8370 1787 77
			1500	8393 8126 00	19.9	43.9	
			3000	8393 8127 09	39.8	87.7	
NWJ / 128x119	8393 0823 57	128 x 119 Casing OD 128.0 mm ID 118.5 mm	500	8393 8129 07	7.2	15.9	8370 1787 85
			1500	8393 8130 04	21.65	47.7	
			3000	8393 8131 03	43.3	95.4	
NWJ / 143x134	8393 0823 58	143 x 134 Casing OD 143.0 mm ID 133.3 mm	500	8393 8133 01	8.1	17.8	8370 1787 93
			1500	8393 8134 00	24.3	53.6	
			3000	8393 8135 09	48.6	107.1	

Casing

W and WT Series casings.

Flush jointed, parallel wall casings are manufactured from high grade carbon steel.

W Series are DCDMA standard, with parallel threads. WT has tapered threads.

W and WT Series Casings					
Size	Length m	W-Series	WT-Series	Weight	
		Part number	Part number	kg	lbs
		A OD 57.1 mm/2 1/4" ID 48.4 mm/1 29/32"	0.6	3760 0012 60	
	1.5	3760 0012 61		8.3	18.4
	3.0	3760 0012 62		16.9	37.4
B OD 73.0 mm/2 7/8" ID 60.3 mm/2 3/8"	0.6	3760 0012 63		6.1	13.4
	1.5	3760 0012 64		15.3	33.8
	3.0	3760 0012 65		31.2	68.8
N OD 88.9 mm/3 1/2" ID 76.2 mm/3"	0.6	3760 0012 66		7.6	16.7
	1.5	3760 0012 67		19.1	42.1
	3.0	3760 0012 68		38.8	85.6
H OD 114.3 mm/4 1/2" ID 101.6 mm/4"	0.6	3760 0012 69	3760 0050 93	9.9	21.9
	1.5	3760 0012 70	3760 0050 94	25.0	55.1
	3.0	3760 0012 71	3760 0048 21	50.8	112.1


7

Subs


Subs for drill rods and casing tubes

Subs are used when two different types or sizes of threads have to be connected to each other. Right hand threaded subs for drill rods and casing tubes.


Description	Part number
Metric box to metric pin (mm)	
42/50	3862 6019 00
50/42	3862 6099 00




Description	Part number
Metric box to DCDMA pin	
42/AW	3862 6141 00
42/AWJ	3862 6675 00
42/BW	3862 6371 00
42/BWJ	3862 6676 00
42/NW	3862 6392 00
42/NWJ	3862 6677 00
50/BW	3862 6362 00
50/BWJ	3862 6678 00
50/NW	3862 6388 00
50/NWJ	3862 6637 00




Description	Part number
DCDMA box to metric pin	
AW/42	3862 6345 00
AWJ/42	3862 6694 00
AW/50	3862 6347 00
AWJ/50	8393 0813 91
BW/42	3862 6338 00
BW/50	3862 6341 00
BWJ/42	3862 6695 00
BWJ/50	3862 6696 00
NW/42	3862 6275 00
NW/50	3862 6342 00
NW/60	3862 6343 00
NWJ/50	3862 6636 00




Description	Part number
DCDMA box to DCDMA box	
AW/AW	3862 6832 00
AW/BW	3862 6833 00
AW/NW	3862 6834 00
BW/BW	3862 6835 00
BW/NW	3862 6836 00
NW/NW	3862 6837 00
N/NW	3862 6856 00




Description	Part number
DCDMA box to DCDMA pin	
AW/AWJ	8393 0813 07
AWJ/AW	3862 6697 00
AW/BW	3862 6222 00
AW/NW	3862 6223 00
BW/AW	3862 6687 00
BWJ/BW	8393 0813 96
BW/NW	3862 6224 00
BW/NWJ	3862 6689 00
NW/AJ	3862 6691 00
NW/NWJ	3862 6692 00
NW/BW	3862 6693 00
NW/HW	3862 6225 00
NWJ/NW	3862 6635 00
HW/NW	3702 0041 00



Description	Part number
Metric box to Wireline pin	
42/AK	3862 6217 00
42/BK	3862 6218 00
42/AGM	3862 6640 00
42/BGM	3862 6641 00
42/NGM	3862 6642 00
42/NK	3862 6393 00
42/HK	3862 6711 00
50/BK	3862 6219 00
50/NK	3862 6220 00
50/HK	3862 6254 00
50/BGM	3862 6643 00
50/NGM	3862 6644 00
50/PG	3862 6857 00
50/S GEOBOR	3862 6212 00

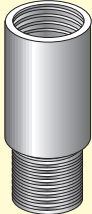


Description	Part number
Wireline box to metric pin (WL/mm)	
AK/42	3702 0035 00
AGM/42	3862 6863 00
BK/50	3702 0019 00
BGM/50	3766 8409 00
NK/50	3702 0020 00
NGM/50	3862 6877 00
HK/50	3862 6418 00




Adapters for drill rods and casing tubes


Description	Part number
Wireline box to Wireline pin	
AGM/BK	3862 6662 00
AGM/NK	3862 6663 00
AGM/HK	3862 6664 00
AGM/BGM	3862 6665 00
AGM/NGM	3862 6666 00




Description	Part number
DCDMA box to Wireline pin	
AW/AK	3862 6227 00
AWJ/AK	8393 0814 13
AW/BK	3862 6267 00
BW/BK	3862 6228 00
BW/NK	3862 6265 00
NW/NK	3862 6229 00
NW/HK	3862 6266 00
NW/PG (PQ)	3862 6858 00
NW/SG	3862 6230 00
NWJ/NK	8393 0816 52
NWJ/HK	8393 0816 53




Description	Part number
Wireline box to DCDMA pin	
AK/AW	3862 6279 00
BK/BW	3702 0011 00
NK/NW	3702 0021 00
HK/NW	3702 0022 00
HK/HW	3862 6549 00
PG/NW	8393 0824 04
SG/NW	To be advised



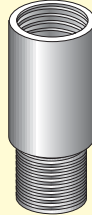
Description	Part number
CASING adapters	
DCDMA drill rod to "W" flush joint casing pin	
AW/AW	3862 6481 00
AW/BW	3862 6839 00
AW/NW	3862 6840 00
BW/BW	3862 6482 00
BW/NW	3862 6842 00
NW/NW	3862 6483 00
NW/HW	3862 6485 00
NW/PW	3862 6864 00




Description	Part number
CASING adapters	
Wireline box to DCDMA pin	
AGM/AW	8393 0815 01
BK/BW	3862 6489 00
BGM/BW	8393 0816 05
NK/NW	3702 2871 00
NGM/NW	on request
HK/HW	3862 6673 00
PG/PW	on request
SG/SGW	on request



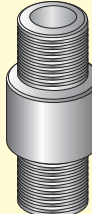
Description	Part number
Metric drill rod box to metric flush joint casing pin (mm/mm)	
42/44	3862 6452 00
42/54	3862 6453 00
42/64	3862 6454 00
50/54	3862 6457 00
50/64	3862 6458 00
50/74	3862 6459 00
50/84	3862 6460 00



Description	Part number
DCDMA drill rod box to metric flush joint casing pin (DCDMA/mm)	
NW/98	3862 6465 00
NW/113	3862 6466 00
NW/128	3862 6467 00
NW/143	3862 6468 00



Description	Part number
API reg pin to DCDMA pin	
2 3/8" /NK	3744 0402 02
2 3/8" /HK	3862 6591 00
2 3/8" /NWJ	8393 0816 02





The Manufacturer reserves the right to make modifications without prior notice.